



REPAIR PARTS SCALE

02185

2320-66-128-4226

**TRUCK, CARGO, LIGHT, MC2, 6X6,
2 TONNE, 3.9 LITRE TURBOCHARGED
DIESEL ENGINE, MANUAL TRANSMISSION,
12/24 V, LANDROVER 110**

ISSUE 3 MAR 00

AUTHORISED FOR THE USE WITHIN THE
AUSTRALIAN ARMY BY COMMAND OF THE
CHIEF OF ARMY

M. P. J. O'BRIEN CSC
MAJOR GENERAL
SUPPORT COMMANDER (ARMY)

CONTENTS

SUBJECT	PAGE
TITLE PAGE	I
CONTENTS	II
PREFACE	III
REPAIR PARTS SCALES REQUEST	V
SCALES CHANGE REQUEST	VII

CHAPTER 1 – INDEXES

SECTION	TITLE
1	REPAIR PARTS SCALES NIIN INDEX
2	REPAIR PARTS SCALES GROUP INDEX
3	IDENTIFICATION PLATE

CHAPTER 2 – TEXT

1	REPAIR PARTS SCALES – TEXT AND ILLUSTRATIONS
---	--

PREFACE

Purpose of the Repair Parts Scale

1. This Repair Parts Scale (RPS) is an entitlement document prepared by Defence Materiel Organisation (DMO), Technical Data Centre (TDC). It authorises Units, Technical Support Sub-Units and Workshops that have the responsibility, the trade qualified personnel and the facilities, to draw Repair Parts for the repair and maintenance of the equipment detailed within the RPS.

Basis of Scale

2. The RPS is assessed on the premise that a repair part is any essential component or accessory which, through deterioration, breakage, normal wear and tear or loss, is likely to require replacement during the expected life of the equipment, and is an item which could not be economically repaired or fabricated in workshops.

3. The range and breadth of repair parts listed in the RPS is based on the grades of repair authorised for the equipment.

Recommended Stocking Quantities

4. The scale or depth of repair parts (also known as stocking quantities) are not listed in the RPS.

5. A Recommended Stocking Quantities report for units or force scaling for deployments and exercises may be obtained from The **RPS/CES Manager** using the same Web, E-mail, Fax and Mail addresses as listed under General Enquiries.

6. The following information is to be supplied with each Stocking Quantity Report request:

- a. RPS Number(s);
- b. equipment asset NATO Stock Number(s) (NSN) or Entitlement Group Code(s) (EGC);
- c. equipment asset name(s);
- d. number of equipment to be supported;
- e. duration of the support in months;
- f. the grade of repair at which the support is to be provided ie Light (L), Medium (M) and Heavy (H);
- g. type of forecast required if more than one equipment is involved (ie a single forecast per equipment or a consolidated report listing all equipment in one report); and
- h. the date the report is required by.

Access to RPS On-line

7. RPS can be accessed for viewing on-line at <http://vbmweb.sor.defence.gov.au/techdata> The RPS on this site can be Printed and Saved but when printed or saved they are Uncontrolled Copy.

Additional Copies of RPS or RPS Index

8. Personnel authorised by their unit to request additional copies of RPS or the RPS Index can do so using the same Web, E-mail, Fax and Mail addresses as listed under General Enquiries.

New Issues and Distribution

9. New RPS and new Issues of RPS are distributed automatically to authorised recipients.

10. When a new Issue of an RPS is released it supersedes all previous Issues, copies of which should be destroyed.

Delivery Address for RPS

11. Unless special circumstances exist, RPS or Indexes will not be addressed or sent to individuals they will be delivered to the Unit or Sub Unit address (eg. 7 Sig Regt or 3 RAR Tech Spt). Personnel requesting RPS or Indexes are to ensure they are authorised to submit the request and that the receiving Unit or Sub Unit will complete the internal delivery.

General Enquiries

12. For general enquiries in respect of any RPS contact The RPS/CES Manager via the TDC website address as per Para 7.

by e-mail to:
LEATechnicalData@drnex.defence.gov.au

by Telephone to: (03) 9282 7812

by Facsimile to: (03) 9282 7618 or

or, by Mail to:

RPS/CES Manager
Technical Publications Section
Technical Data Centre
DPM-3
661 Bourke Street
MELBOURNE VIC 3001

Changes to RPS and Scales Change Requests

13. Amendments to RPS will normally be made in the form of new issues.

14. Users may request changes to RPS by submitting Scales Change Requests (SCR) using the same web, E-mail, Fax and Mail addresses as listed under General Enquiries.

15. Hardcopy of SCR proformas are in the front of every RPS. Electronic copies can be submitted through the TDC website address as per Para 7.

16. Scales Change Requests may be raised by:

- a. units, repair elements, logistic units and headquarters who find, through user experience, the scale is inadequate either by range or quantity of repair parts;
- b. units, repair elements, logistic units and headquarters who consider previously non-scaled items could become a recurring requirement; or
- c. personnel who have identified errors or omissions in the text or illustrations.

17. Scales Change Requests will be acknowledged by TDC. If a change is approved, then users will be notified in the form of interim (pen) amendments. The changes will then be incorporated in the next issue of the RPS

18. It is emphasised that units, repair elements and logistic units are free to adjust their holdings as soon as user experience indicates the need. Adjustment action does not require prior approval of a Scales Change Request. The latter is required by TDC so the RPS database may be updated to reflect the latest information. This data may then be used for subsequent stocking quantity reports, reflecting the latest usage data.

How to Use the RPS

19. Refer to the Group Index in the Contents page of the RPS to locate the starting page number of the group required.

20. Refer to the group illustration and identify the item required by its callout number.

21. Refer to the text page, the callout number of the item required is listed in the column titled ITEM NO. Information for each item is listed in the columns titled:

DESIGNATION,
NSN

MANUFACTURER CODE / PART NO

SUPPLIER CODE / PART NO,

NO OFF (per assembly),

UOI (unit of issue),

EXP (stock type), and

L* M* H* (grade of repair details.)

22. The RPS Indexes also allow users to locate the position of parts for which the NSN or NATO Item Identification Number (NIIN) is known. Refer to the NIIN sequence index to locate the group and callout number of the item.

Illustrated Items

23. All illustrated items have an accompanying Item number in column 1 of that group's text page; eg AAB 007 indicates callout number 7 on the illustration for group AAB.

Non-illustrated Items

24. All non-illustrated items within a group are identified by having an Item number of 901 (formerly 9001) or greater; eg AAB 901 indicates the first unillustrated item within group AAB, AAB 902 the second and so on. The non-illustrated item numbering system has been changed to comply with the requirements of the Standard Defence Supply System (SDSS).

Scaled Items

25. Scaled items are indicated as such by having the letters "L", "M" or "H" in the grade of repair column, and a NSN in the NSN column.

26. In some instances, particularly for first issue RPS, items intended to be scaled may not have a NSN listed but will be identified for repair by "L", "M" or "H" in the grade of repair column. As soon as cataloguing action is completed for these items, a new issue of the RPS will be released.

Non-scaled Items

27. Non-scaled items have the grade of repair column blank, do not have an NSN and therefore do not appear in the NIIN index.

28. Requests for non-scaled items are to be carefully examined by units' technical support sub-units, workshops and contract repair elements. Requests for non-scaled items should be directed to the applicable National Fleet Manager.

Manufacturers' and Suppliers' Codes and Part Numbers

29. Prime manufacturers' codes and part numbers, if available, will appear directly below the NSN field. If not available, the field will read "NIL" or be blank. The next higher assembly should be requested for items with "NIL".

30. Suppliers' codes and part numbers, if available, will appear directly below the prime manufacturers' code and part number field. If not available, the field will be a duplicate of the manufacturer's code and part number.

INTENTIONALLY

LEFT

BLANK

REPAIR PARTS SCALES REQUEST

UNIT TITLE AND ADDRESS:	YOUR REFERENCE NO:
	UNIT CONTACT TELEPHONE NO:
	STD: DNATS:

PLEASE SUPPLY THE FOLLOWING REPAIR PARTS SCALES

RPS NO.	ISSUE NO.	REPLACEMENT COPIES QTY (1)	AUTOMATIC DISTRIBUTION QTY (2)	REMARKS

RAISED BY:				
.....				
NAME (PRINT)	SIGNATURE	RANK	APPOINTMENT	DATE

Notes: 1. In this column, indicate the number of copies you require now (this does not affect automatic distribution).
 2. In this column, indicate the number of copies required for automatic distribution of future issues of this RPS.

TECHNICAL DATA CENTRE, PUBLICATIONS SECTION USE ONLY
DATE RECEIVED: DATE ACTIONED:

PLEASE STAPLE OR TAPE BEFORE MAILING

OHMS

DEPARTMENT OF DEFENCE (ARMY)

If not delivered, return to:

**RPS/CES MANAGER
PUBLICATIONS SECTION
TECHNICAL DATA CENTRE
DPM-3
661 Bourke Street
MELBOURNE VIC 3001**

FOLD HERE

SCALES CHANGE REQUEST

UNIT TITLE AND ADDRESS:		YOUR REFERENCE NO:	
		UNIT CONTACT TELEPHONE NO:	
RPS NO:		ISSUE NO:	ISSUE DATE:
		STD:	DNATS:

GROUP	ILLUS NO.	DETAILS

RAISED BY:					
.....					
NAME (PRINT)	SIGNATURE	RANK	APPOINTMENT	DATE	

<u>TECHNICAL DATA CENTRE, PUBLICATIONS SECTION USE ONLY</u>		
ENTERED DATABASE [____]		
UNIT SERIAL NO [_____]	DATE RECEIVED ____/____/____	USER ID [_____]

PLEASE STAPLE OR TAPE BEFORE MAILING

OHMS

DEPARTMENT OF DEFENCE (ARMY)

If not delivered, return to:

**RPS/CES MANAGER
PUBLICATIONS SECTION
TECHNICAL DATA CENTRE
DPM-3
661 Bourke Street
MELBOURNE VIC 3001**

FOLD HERE

REPAIR PARTS SCALE DISTRIBUTION LIST

UNIT	QTY	UNIT	QTY
PBSD (RPS MANAGER)	1	SASR TECH SPT	2
ROVER AUSTRALIA PTY LTD	12	PILBARA REGT TECH SPT	3
PROJECT BUSHRANGER	1	MONASH UNIVERSITY REGIMENT	2
MSLMD	1	1 FD REGT TECH SPT	3
1/19 RNSWR TECH SPT	2	2/10 MDM REGT TECH SPT	2
HQ 1 CDO REGT	1	4 FD REGT TECH SPT	3
1 COY, 1 CDO REGT	2	7 FD REGT TECH SPT	3
2 COY, 1 CDO REGT	2	7 FD BTY TECH SPT	2
1 RAR TECH SPT	4	8/12 MDM REGT TECH SPT	2
2 RAR TECH SPT	3	16 AD REGT SPT BTY	4
3 RAR TECH SPT	2	16 FD BTY TECH SPT	1
4 RAR TECH SPT	2	23 FD REGT TECH SPT	2
4/3 RNSWR TECH SPT	2	48 FD BTY TECH SPT	2
5/6 RVR TECH SPT	2	13 FD BTY, 1 FD REGT	2
5/7 RAR TECH SPT	5	1 ARMD REGT (EME OPS)	8
6 RAR TECH SPT	2	2 CAV REGT TECH SPT SQN	5
9 RQR	2	1/15 RNSWL TECH SPT	1
10/27 RSAR TECH SPT	2	2/14 LHR (QMI) TECH SPT SQN	3
11/28 RWAR	2	3/4 CAV REGT TECH SPT	2
12/40 RTR	1	3/9 SAMR A SQN TECH SPT	2
8/7 RVR TECH SPT	2	4/19 PWLH TECH SPT	2
16 RWAR TECH SPT	3	10 LH A SQN TECH SPT TP	2
31 RQR	2	12/16 HRL TECH SPT	2
41 RNSWR TECH SPT	1	HQ 21 CONST REGT	1
42 RQR TECH SPT	2	1 CER TECH SPT	4
25/49 RQR TECH SPT	2	2 CER TECH SPT	3
51 FNQR TECH SPT	2	3 CER WKSP TP (HQ SQN)	1

REPAIR PARTS SCALE DISTRIBUTION LIST

UNIT	QTY	UNIT	QTY
5 CER	1	7 CSU ADMIN SQN	2
13 FD SQN (13 CER)	2	141 SIG SQN	1
14 FD SQN (8 CER)	1	142 SIG SQN	1
17 CONST SQN TECH SPT	3	144 SIG SQN	1
21 CONST SQN TECH SPT	2	145 SIG SQN WKSP	3
19 CE WKS	1	4 FD SUP COY (4 BASB)	1
91 RESOURCES SQN	1	13 FD SUP COY (13 BASB)	1
101 CONST SQN	1	WALLANGARRA SUP COY	1
102 CONST SQN	1	DNSDC - PENRITH	1
105 CONST SQN	1	MYAMBAT LOG COY	2
106 CONST SQN	1	223 SUP COY	2
4 TPT SQN (11 BASB)	2	AVN SPT GP WKSP	2
7 TPT SQN (4 BASB)	1	1 AVN REGT (TASS)	6
8 TPT SQN TECH SPT	2	5 AVN REGT TECH SPT	4
10 TPT SQN (13 BASB)	2	161 RECCE SQN	3
15 TPT SQN TECH SPT TP	2	162 RECCE SQN SPT TP	3
26 TPT SQN WKSP	1	1 MP COY	1
44 TPT SQN TECH SPT (2 FSB)	1	22 MP PL (2 MP COY) (5 BASB)	1
176 AIR DISPATCH SQN	2	3 MP COY	2
1 JSU TECH SQN	3	4 BASB MED COY (6 FD AMB)	1
7 SIG REGT(EW)	2	10 FD AMBULANCE (2 FSB)	1
8 SIG REGT WKSP	1	3 FWD GEN HOSPITAL	1
39 E&M SQN	2	11 FD AMB	2
1 CSU (COMMAND SPT UNIT)	2	1 FD HOSPITAL	2
108 SIG SQN	1	3 FD AMBULANCE (9 BASB)	1
126 SIG SQN	1	P&EE GRAYTOWN	2
7 CSU CIS SQN	1	P&EE PT WAKEFIELD	2

REPAIR PARTS SCALE DISTRIBUTION LIST

UNIT	QTY	UNIT	QTY
1 CSSB WKSP	7	SLG (BANDIANA)	3
1 CSSB SUP COY	2	SLG (HOBART)	3
3 BASB FD WKSP	4	SLG (ARMOURED DETACHMENT)	3
3 BASB FIELD SUPPLY COY	1	SLG (WATSONIA WKSP DET)	2
4 BASB WKSP COY	3	DEF NAT STOR & DIST CEN	5
5 BASB (WKSP, FD SUP, TPT COY)	4	SOUTH QLD LOG GROUP	6
6 BASB SUP COY	2	ALTC-VEHICLE WING	3
5 BASB MED COY (5 FD AMB)	1	ALTC - BONEGILLA (HEALTH)	2
7 CSSB WKSP	5	ALTC - PUCKA CAMPUS	2
7 CSSB TPT SPT PL	2	ALTC - MARITIME WING	2
8 BASB SUP COY	2	ALTC - GAZA RIDGE BKS	3
8 BASB WKSP COY	4	SCHOOL OF INFANTRY TECH SPT	2
9 BASB SUP COY	1	ADF HELO SCHOOL (WKSP)	1
9 BASB WKSP COY	3	REGIONAL TRG CNT (NSW)	2
11 BASB FD WKSP COY	2	1 TRG GP TECH SPT SECT	1
13 BASB WKSP COY	3	RECRUIT TRG CNT TECH SPT	2
LSF WKSP (2 FSB)	2	CATC WKSP (DNSDC)	2
ACT WKSP PL, DNSDC	2	APTC CANUNGRA WKSP	1
10 FSB WKSP	4	ARMY COMMS TRG CNT TECH SPT	2
10 FSB	2	SCHOOL OF ARTILLERY T.S.T	2
10 FSB VEH PLANNER	3	PARACHUTE TRG SCHOOL	1
DNSDC HUNTER VALLEY DET	3	HQ COY 1 BDE TECH SPT	3
JLU - STH LOG SPT COY	4	HQ COY 3 BDE TECH SPT	2
JLU - WEST LOG SPT COY	4	HQ 1 BDE (EME)	1
JLU - NTH LOG SPT COY	2	HQ 7 TF (EME)	2
SLG (BROADMEADOWS)	4	HQ 8 BDE	1
SLG (PUCKAPUNYAL)	3	HQ 9 BDE	1

REPAIR PARTS SCALE DISTRIBUTION LIST

UNIT	QTY	UNIT	QTY
HQ 13 BDE	1	323 COMBAT SPT SQN	2
HQ 2 DIV (EME)	1	BAEA NT MAINTENANCE (1 CSSB)	1
HQ 9 FSB	2	SYSTEMS HOUSE	1
HQ 2 DIV (TPT)	1	TOTAL QUANTITY	403
LAND COMMAND LIAISON SECTION	2		
ATTSU PNG	1		
LAND COMD BATTLE SCHOOL	1		
AEA (EIO)	2		
AEA PROVING GROUND	2		
SHIPS ARMY DET	2		
DCSC-NQ ROCKHAMPTON OFFICE	1		
RAAF SUPPORT UNIT	2		
382 COMBAT SPT SQN	1		
381 COMBAT SPT SQN	1		
305 ABW	1		
307 ABW	1		
RAAF SPT UNIT	1		
395 COMBAT SPT WING	1		
RAAF SUPPORT UNIT	1		
RAAF BASE SCHERGER	1		
RAAF BASE CURTIN	1		
RAAF BASE LEARMONTH	1		
JLU-N (MEMS)	1		
JLU-S	1		
MEOMS-306 COM SPT UNIT	1		
386 COMBAT SPT SQN	2		
322 COMBAT SPT SQN	2		

CHAPTER 1

SECTION 1

REPAIR PARTS SCALES NIIN INDEX

INTENTIONALLY

LEFT

BLANK

REPAIR PARTS SCALE GROUP INDEX

GROUP	CONTENTS	START PAGE
A	ENGINE ASSEMBLY	1
AA	CRANKCASE AND FITTINGS	2
AAA	CRANKSHAFT, BEARINGS AND PULLEY	6
AAB	FLYWHEEL, HOUSING AND RING GEAR	7
AAC	PISTON, LINER, CONNECTING ROD AND BEARINGS	10
AAD	CAMSHAFT, BEARINGS AND IDLER GEAR	11
AAE	ENGINE GASKET SET	13
AB	CYLINDER HEAD ASSEMBLY AND GLOW PLUGS	16
ABA	MANIFOLDS, INTAKE AND EXHAUST	20
ABB	VALVE LIFTING GEAR AND ROCKERS	23
AC	OIL PUMP ASSEMBLY	25
ACB	OIL FILTERS AND FITTINGS	27
ACC	OIL FEED, RETURN PIPES AND FITTINGS	29
AE	ROCKER COVER, SIDE PLATES AND BREATHER	33
AEA	TIMING GEAR COVERS, GASKETS AND FITTINGS	36
AEB	ENGINE OIL PAN, GASKET AND DIPSTICK	38
AF	ENGINE MOUNTINGS AND LIFTING BRACKETS	40
BA	RADIATOR ASSEMBLY	43
BAA	RADIATOR FITTINGS AND SHROUD	44
BAB	RADIATOR HOSES	45
BB	EXPANSION TANK ASSEMBLY AND CARRIER	46
BC	FAN AND DRIVE PULLEY/BELT	48
BD	WATER PUMP ASSEMBLY	49
BE	OIL COOLER AND FITTINGS	51
BF	THERMOSTAT AND HOUSING ASSEMBLY	52
CA	MUFFLER, PIPES AND MOUNTINGS	54
DA	FUEL TANK, MOUNTINGS AND SENDER UNIT	56
DBA	FUEL TANK LINES, FILLER TUBE AND SELECTOR VALVE	58

REPAIR PARTS SCALE GROUP INDEX

GROUP	CONTENTS	START PAGE
DBB	FUEL INJECTOR LINES	62
DEC	FUEL SEDIMENTER	63
DC	FUEL FILTER ASSEMBLY	65
DCA	FUEL FILTER LINES	66
DD	FUEL TRANSFER PUMP AND HAND PRIMER	68
DE	FUEL INJECTION PUMP	71
DEA	FUEL INJECTION PUMP HOUSING, COVER, PLUGS AND SEALS	73
DEB	CAMSHAFT, BEARINGS AND AUTOMATIC TIMER	76
DEC	TAPPET, BARREL AND PLUNGER	81
DED	GOVERNOR ASSEMBLY	85
DF	FUEL INJECTOR	95
DGA	ACCELERATOR PEDAL AND HAND THROTTLE CABLE	97
DGB	ENGINE STOP CONTROL	100
DGC	ACCELERATOR LINKAGE	102
DK	AIR CLEANER, MOUNTING AND HOSES	104
DL	TURBOCHARGER ASSEMBLY	110
DLA	TURBOCHARGER WATER COOLING LINES AND FITTINGS	112
EA	CLUTCH PEDAL AND BRACKET	113
EB	CLUTCH MASTER CYLINDER AND PIPES	116
EC	CLUTCH SLAVE CYLINDER AND RELEASE MECHANISM	120
EE	CLUTCH COVER AND DRIVEN PLATE	122
F	TRANSMISSION ASSEMBLY	123
FA	TRANSMISSION MOUNTINGS AND EARTH STRAP	124
FB	TRANSMISSION BELL HOUSING	126
FBA	MAIN AND TRANSFER CASING - FRONT	127
FBB	MAIN AND TRANSFER CASING - LOWER	130
FBC	MAIN AND TRANSFER CASING - TRANSFER PORTION	131
FC	TRANSMISSION FRONT COVER AND OIL PUMP	133

REPAIR PARTS SCALE GROUP INDEX

GROUP	CONTENTS	START PAGE
FD	TRANSMISSION GEAR LEVER AND FITTINGS	135
FDA	MAIN TRANSMISSION SELECTORS	136
FDB	TRANSFER BOX SELECTOR ARRANGEMENT	138
FE	TRANSMISSION GEAR TRAIN	141
FEA	FRONT OUTPUT SHAFT AND ACTUATOR	142
FEB	TRANSFER BOX DIFFERENTIAL	144
FEC	INTERMEDIATE AXLE OUTPUT SHAFT AND SPEEDOMETER DRIVE	146
FED	INTERMEDIATE GEARS	151
FEE	1ST SPEED MAINSHAFT AND TRANSFER GEAR	154
FEF	COUNTERSHAFT AND REVERSE IDLER	157
FEG	PRIMARY 2ND AND 3RD MAINSHAFT GEARS	161
FEH	REAR AXLE OUTPUT SHAFT AND ACTUATOR ASSEMBLY	164
GE	DIFFERENTIAL LOCK CONTROL VALVE AND VACUUM LINES	169
HA	PROPELLER SHAFT - FRONT AXLE	173
HAA	PROPELLER SHAFTS - INTERMEDIATE AND REAR AXLES	175
J	AXLE ASSEMBLIES - INTERMEDIATE AND REAR	179
JA	AXLE HOUSING - INTERMEDIATE AND REAR	181
JAB	AXLE BREATHERS - FRONT AND REAR	183
JB	DIFFERENTIAL - INTERMEDIATE AND REAR AXLE	185
JC	INTERMEDIATE AND REAR AXLE SHAFT AND HUB	188
K	FRONT AXLE ASSEMBLY	191
KA	FRONT AXLE HOUSING	192
KB	DIFFERENTIAL ASSEMBLY - FRONT	193
KC	FRONT AXLE HUB ASSEMBLY	199
KD	SWIVEL PIN HOUSING	202
KE	DRIVESHAFT AND CONSTANT VELOCITY JOINT	204
L	WHEEL RIM, TYRE, TUBE AND NUT	206
MA	BRAKE PEDAL AND BRACKET	207

REPAIR PARTS SCALE GROUP INDEX

GROUP	CONTENTS	START PAGE
MBA	BRAKE MASTER CYLINDER ASSEMBLY AND BRACKET STAY	209
MBB	BRAKE SERVO ASSEMBLY	212
MBC	PROPORTIONING VALVE ASSEMBLY AND MOUNTING	216
MDA	HYDRAULIC LINES AND FITTINGS - FRONT	218
MDB	HYDRAULIC LINES AND FITTINGS - REAR	221
ME	FRONT BRAKE - DISC	225
MEA	REAR BRAKE - DRUM	228
MEB	REAR BRAKE - DISC	230
MF	HANDBRAKE LEVER AND SWITCH	233
MFA	HANDBRAKE CABLE AND CARRIER	235
MFB	TRANSMISSION HANDBRAKE	237
NA	FRONT SUSPENSION	239
NB	REAR SPRING ARRANGEMENT	243
NBC	REAR SHOCK ABSORBER AND AXLE REBOUND CABLE	246
PA	STEERING WHEEL AND COLUMN	248
PAA	STEERING COLUMN MOUNTING AND SHROUD	250
PB	POWER STEERING BOX ASSEMBLY	252
PBA	STEERING BOX MOUNTING BOLTS, DROP ARM AND BALL JOINT	256
PBB	POWER STEERING PIPING AND RESERVOIR	259
PBC	POWER STEERING PUMP ASSEMBLY	262
PCA	STEERING LINKAGE AND DAMPER	266
QB	BATTERY, CARRIER AND CABLES	269
QC	FRONT WIRING HARNESSSES AND FITTINGS	271
QD	SWITCHES - CAB INTERIOR	274
QF	STARTER MOTOR AND SOLENOID ASSEMBLY	279
QG	GENERATOR AND VACUUM PUMP ASSEMBLY	286
QGA	GENERATOR MOUNTINGS - 12 VOLT	292

REPAIR PARTS SCALE GROUP INDEX

GROUP	CONTENTS	START PAGE
QH	CAB WIRING AND FITTINGS	293
QJA	HEADLAMP ASSEMBLY	300
QJB	REAR STOP, TAIL, TURN INDICATOR, NUMBER PLATE AND REVERSE LAMP	302
QJC	FRONT PARK AND TURN INDICATOR LAMPS	304
QJD	INTERIOR LAMP AND MAP READING LAMP - CAB	305
QJE	HORN	307
QJF	SIDE REPEATER, REDUCED HEADLAMP AND FRONT BLACKOUT LAMP	308
QJG	CONVOY AND BLACKOUT LAMPS	311
QKA	WINDSCREEN WIPER MOTOR AND LINKAGE	313
QKB	WINDSCREEN WASHER	316
QL	REAR WIRING HARNESSSES AND FITTINGS	318
QM	SWITCH, SENDER UNIT AND SOCKET LOCATIONS	323
QMA	FUSES AND RELAYS	324
QNA	INSTRUMENT PANEL, GAUGES AND SPEEDOMETER CABLE	327
RA	CHASSIS FRAME AND MOUNTING BRACKETS	331
RB	BRUSHGUARD AND MOUNTINGS	333
RC	SPARE WHEEL CARRIER	334
RD	TOWING PINTLE	335
RE	REAR SLING ARM	338
RF	STEERING PROTECTOR	340
S	CAB ASSEMBLY	341
SA	CAB MOUNTINGS - CHASSIS AND FFR EQUIPMENT	344
SAA	DASH VENTILATORS	347
SAB	SEAT BASE AND FITTINGS	349
SAC	TRANSMISSION TUNNEL, FLOOR PANELS AND TRIM	351
SAD	WINDSCREEN	354
SAE	FIREWALL FITTINGS	355

REPAIR PARTS SCALE GROUP INDEX

GROUP	CONTENTS	START PAGE
SAG	SILL PANELS	356
SAH	CAB REAR WINDOW	357
SB	FRONT SIDE DOOR AND FIXTURES	359
SBA	FRONT SIDE DOOR HINGE, CHECK-LINK AND REAR VIEW MIRROR	361
SBB	FRONT SIDE DOOR WINDOW GLASS AND WIND-UP MECHANISM	365
SBC	FRONT DOOR SEALS	367
SBD	FRONT SIDE DOOR LOCK MECHANISM	368
SCC	REAR QUARTER WINDOW	372
SE	DOOR TRIM AND INTERIOR FITTINGS	374
SF	ROOF HATCH	376
SG	CAB INTERIOR TRIM	379
SGA	SUN VISORS, MIRROR, ASHTRAY AND GLOVEBOX LID	380
SGB	DASH PANELS AND TRIM	382
SGC	DASHBOARD AND TOE BOX TRIM	384
SGD	IDENTIFICATION AND INSTRUCTION LABELS	385
SH	FRONT SEAT	390
SL	FRONT SEAT BELTS	406
SM	BONNET, PROP AND DEDITCHING TOOL SUPPORTS	408
SMA	GRILLE TOP PANEL, BRACE AND BONNET RELEASE MECHANISM	411
SMB	FRONT WHEEL ARCH PANELS AND TRIM	414
SMC	FRONT TOP FENDER, MUDGUARD AND WING PANEL	416
SN	RADIATOR GRILLE	420
SQ	CARGO BODY ASSEMBLY	422
SQA	CARGO BODY FLOOR PANELS AND FITTINGS	423
SQB	CARGO BODY FRAME AND MOUNTING	425
SQC	FIRE EXTINGUISHER AND WEAPON MOUNTING BRACKETS - CAB	427
SQD	TOOL BOX AND REAR MUD FLAP	428

REPAIR PARTS SCALE GROUP INDEX

GROUP	CONTENTS	START PAGE
SQM	JERRICAN STOWAGE	431
SR	CANOPY ASSEMBLY	432
SRA	CANOPY BOWS AND WALKWAY	435
SRB	HEADBOARD, SIDE PANELS, TAILGATE AND FITTINGS	436
SRC	SUPPORT PILLARS AND TIE-DOWN MODULES	440
SS	CARGO SEAT AND BACKREST ASSEMBLY	443
STA	REAR-END BODY FIXTURES	450
TA	HEATER AND DUCTING	451
TAB	HEATER CONTROLS	455
TAC	DEMISTER AND HEATER OUTLETS	457
TAD	HEATER HOSES AND FITTINGS	458


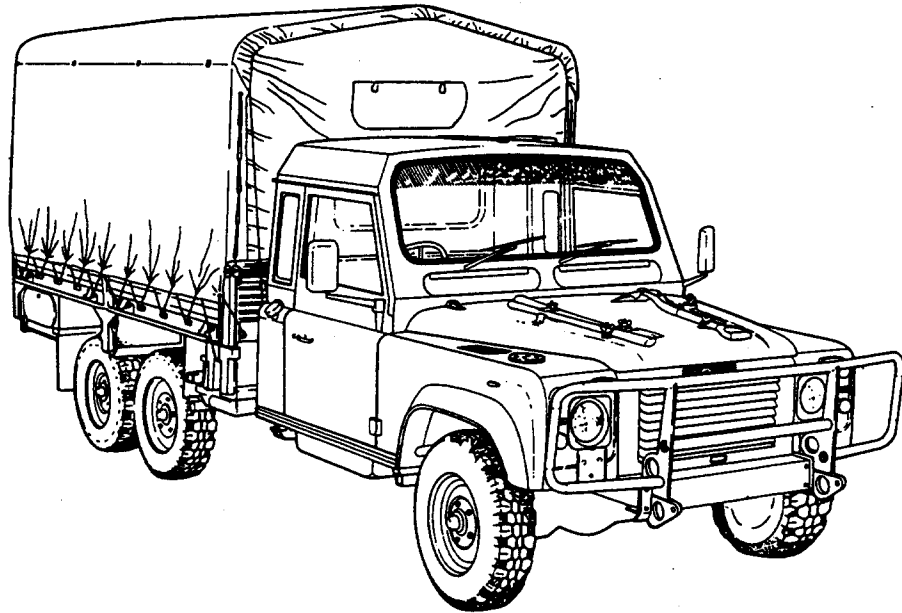
CHAPTER 1

SECTION 3

IDENTIFICATION PLATE

IDENTIFICATION PLATE

02185

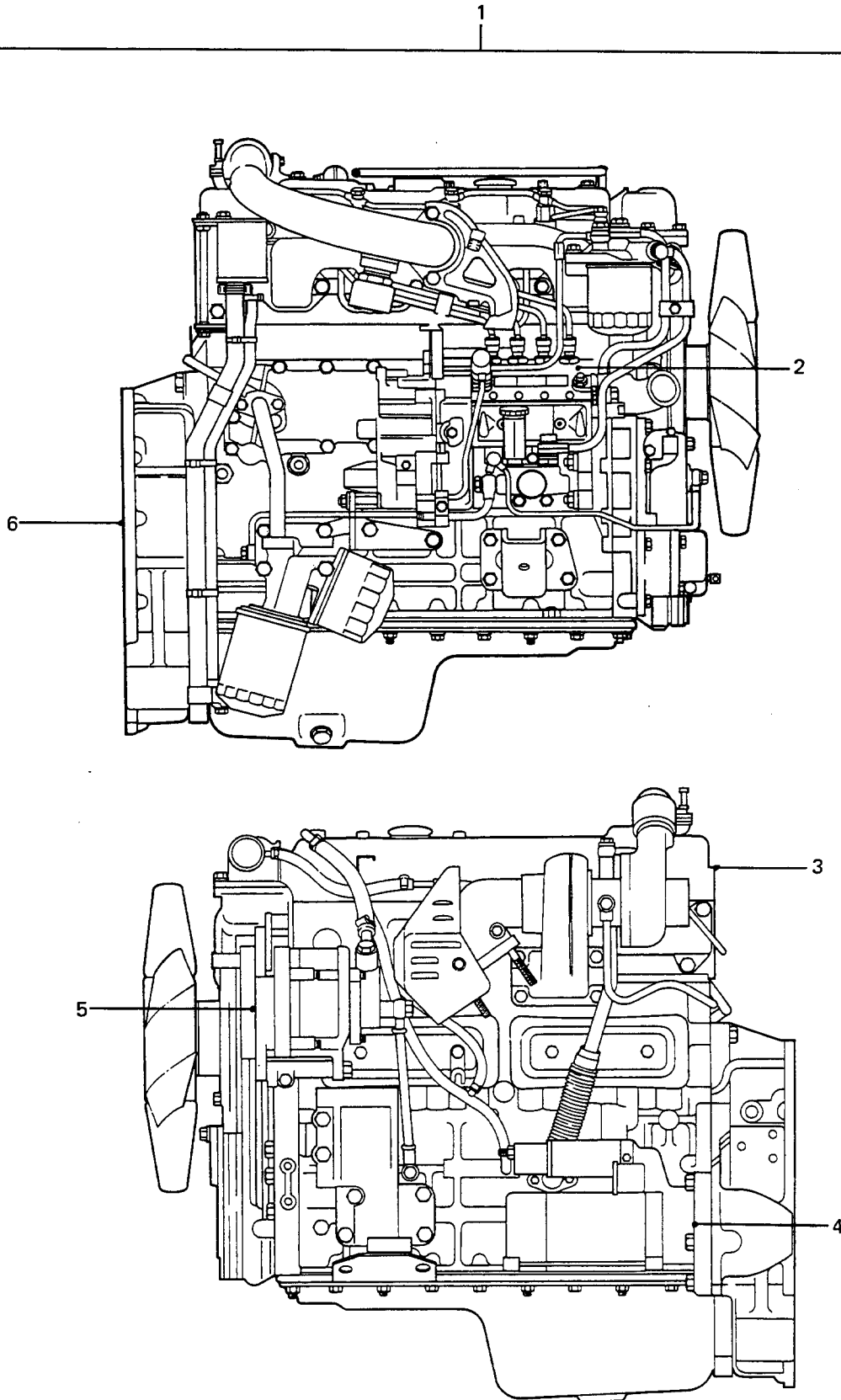


**TRUCK, CARGO, LIGHT, MC2,
6X6, 2 TONNE, LAND ROVER 110.**

CHAPTER 2

SECTION 1

REPAIR PARTS SCALE TEXT AND ILLUSTRATIONS

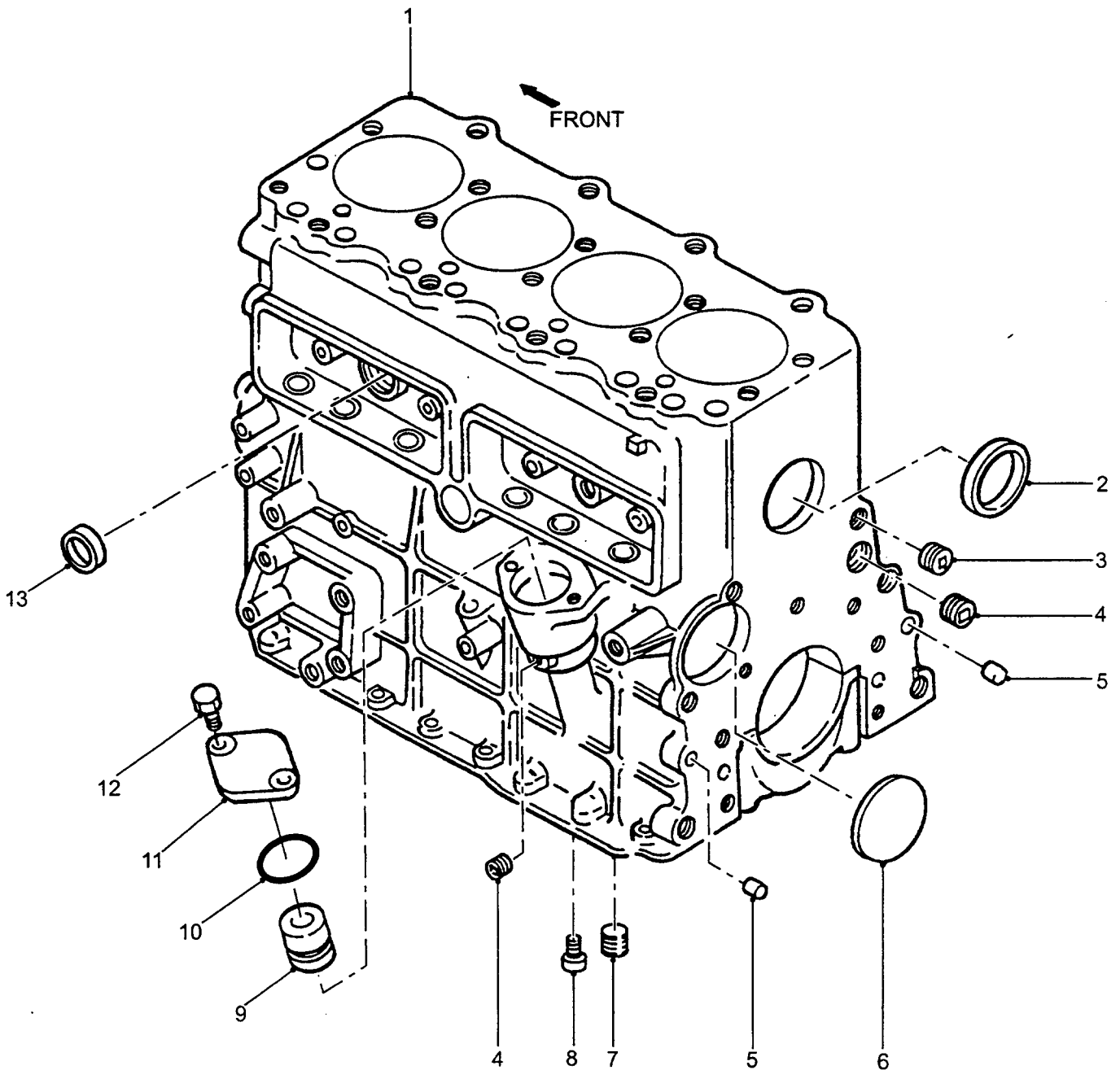


ENGINE ASSEMBLY

GROUP A
TITLE ENGINE ASSEMBLY

ITEM NO	DESIGNATION	NSN MANUFACTURER CODE/PART NO SUPPLIER CODE/PART NO	NO OFF	U O I	E X P	L* M* H*
001	ENGINE, DIESEL 3.9 LITRE, TURBOCHARGED, 6X6, (PERE NTIE CONFIGURATION); C/W CONTAINER	2815 66-128-4233 Z5394/AYG459 Z5394/AYG459	1	EA	R	MH
002	PUMP, FUEL (REFER GROUP DE)	S5740/101401-0691 Z5394/8943263401	1			
003	TURBOCHARGER (REFER GROUP DL)	08179/466898-5002 Z5394/8943829000	1			
004	MOTOR, STARTER (REFER GROUP QF)	S5803/M003T67471 Z5394/8944634730	1			
005	GENERATOR (REFER GROUP QG)	Z0027/LR170-401 Z5394/8941754481	1			
006	HOUSING, FLYWHEEL (REFER GROUP AAB)	S0226/8944419332 Z5394/8944419332	1			

* GRADE OF REPAIR (LIGHT, MEDIUM OR HEAVY)



CRANKCASE AND FITTINGS

GROUP AA/1
 TITLE CRANKCASE AND FITTINGS

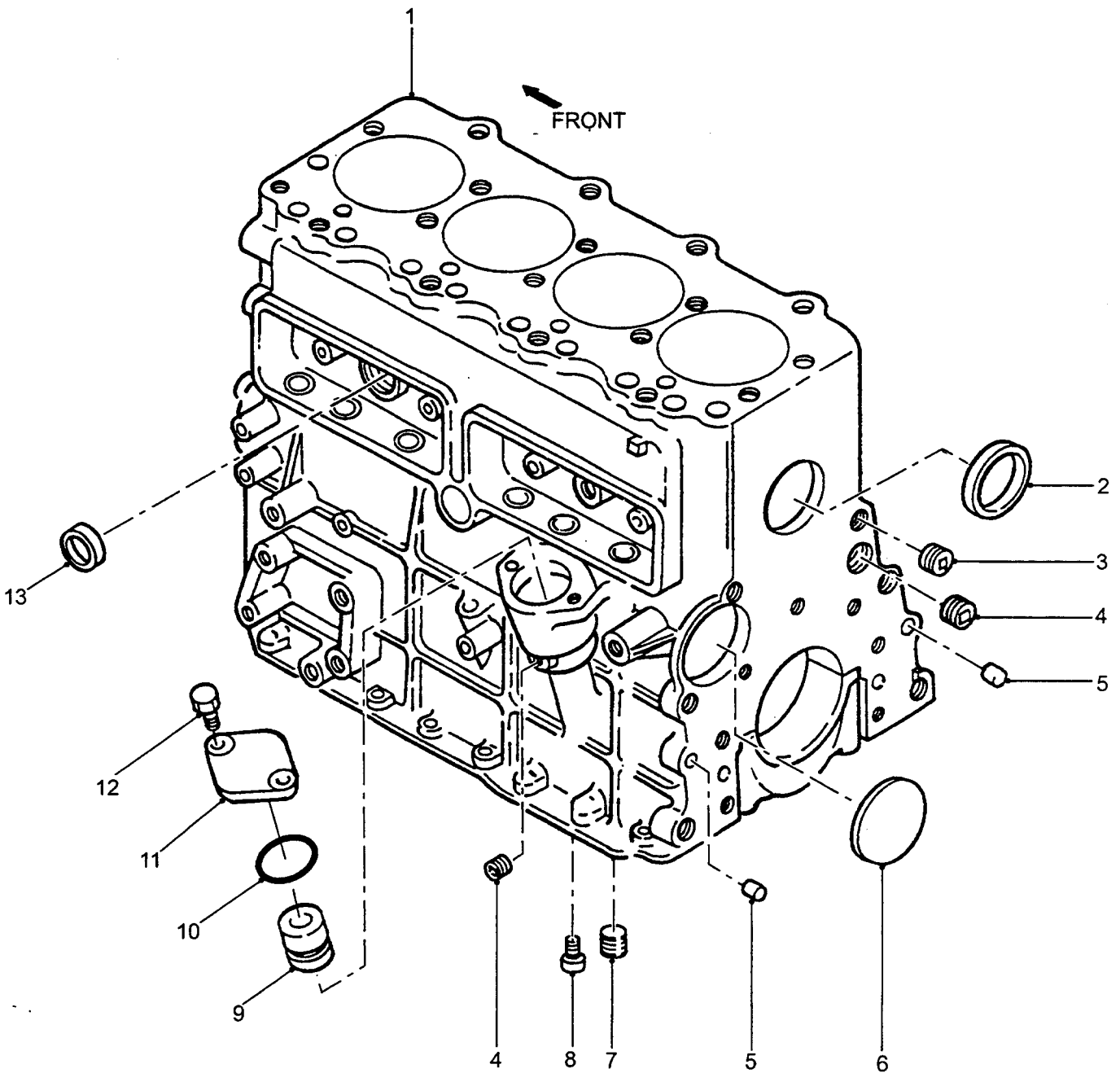
ITEM NO	DESIGNATION	NSN MANUFACTURER CODE/PART NO SUPPLIER CODE/PART NO	NO OFF	U I	E P	L* M* H*
001	BLOCK, CYLINDER, ASSEMBLY (INCLUDES AA 002, AA 013, AA 016, AA 017, AA 022, AA 028, AAC 002, AAD 008 AND AAD 009)	S0226/8941697704 Z5394/8941697704	1			
002	CUP, SEALING, FRONT AND REAR (ALSO PART OF AA 001)	S0226/1096000520 Z5394/1096000520	2			
003	PLUG, HEADLESS, REAR	S0226/1096050681 Z5394/1096050681	2			
004	PLUG, BLOCK, TAPER, PT 1/8 IN, 8 MM LG HEX SOCKET HD, 5 MM A/F, STEEL	S0226/5096050192 Z5394/5096050192	9			
901	PLUG, BLOCK	S0226/1096050651 Z5394/1096050651	1			
005	PIN, STRAIGHT, FLYWHEEL, STEEL, 10 MM DIA, 18 MM LG	S0226/9081510180 Z5394/9081510180	2			
006	PLUG, PLATE, CAMSHAFT, STEEL, 67 MM OD, 1.5 MM THK	S0226/9098600190 Z5394/9098600190	1			
007	PLUG, TAPPET, CYLINDER BLOCK, LOW, STEEL, HEX DRIVE, TAPERED GAS THREAD	S0226/9992055170 Z5394/9992055170	1			
008	PLUG, OIL PUMP, 1/8 IN PTS, LOW CARBON STEEL	S0226/8941051141 Z5394/8941051141	1			
009	BUSH, OIL PUMP DRIVE SHAFT	S0226/9112246021 Z5394/9112246021	1			
010	O-RING COVER TO BODY	5331 66-128-5401 S0226/9099206470 Z5394/9099206470	1EA		X	MH
011	COVER, OIL PUMP HOLE	S0226/1112191291 Z5394/1112191291	1			
012	BOLT, MACHINE ISO M, STEEL, HEX HD, 8 MM-1.25 MM THD, 14.5 MM THD LG, 20 MM LG O/A, 12 MM W A/F, 5.5 MM HD THK	5306 66-128-4402 S0226/0812081628 Z5394/0812081628	2EA		X	MH

ISSUE NO: 3

REPAIR PARTS SCALE: 02185

PAGE NO: 2

* GRADE OF REPAIR (LIGHT, MEDIUM OR HEAVY)

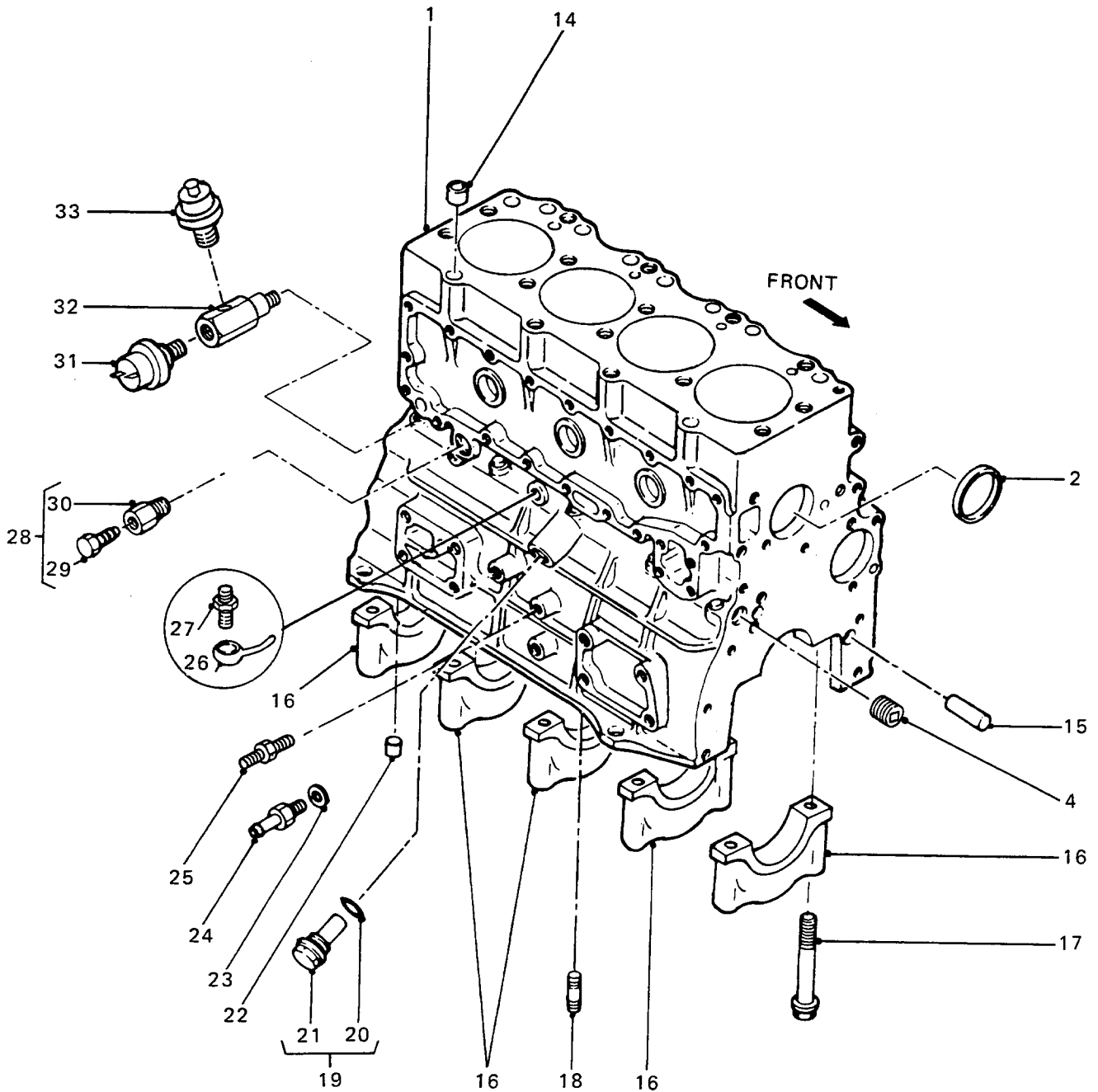


CRANKCASE AND FITTINGS

GROUP AA/1
 TITLE CRANKCASE AND FITTINGS

ITEM NO	DESIGNATION	NSN MANUFACTURER CODE/PART NO SUPPLIER CODE/PART NO	NO	U OFF I	E O P	L* M* H*
013	PLUG, EXPANSION (ALSO PART OF AA 001)	5340 66-128-4961 S0226/1096000121 Z5394/1096000121	2EA		X	MH

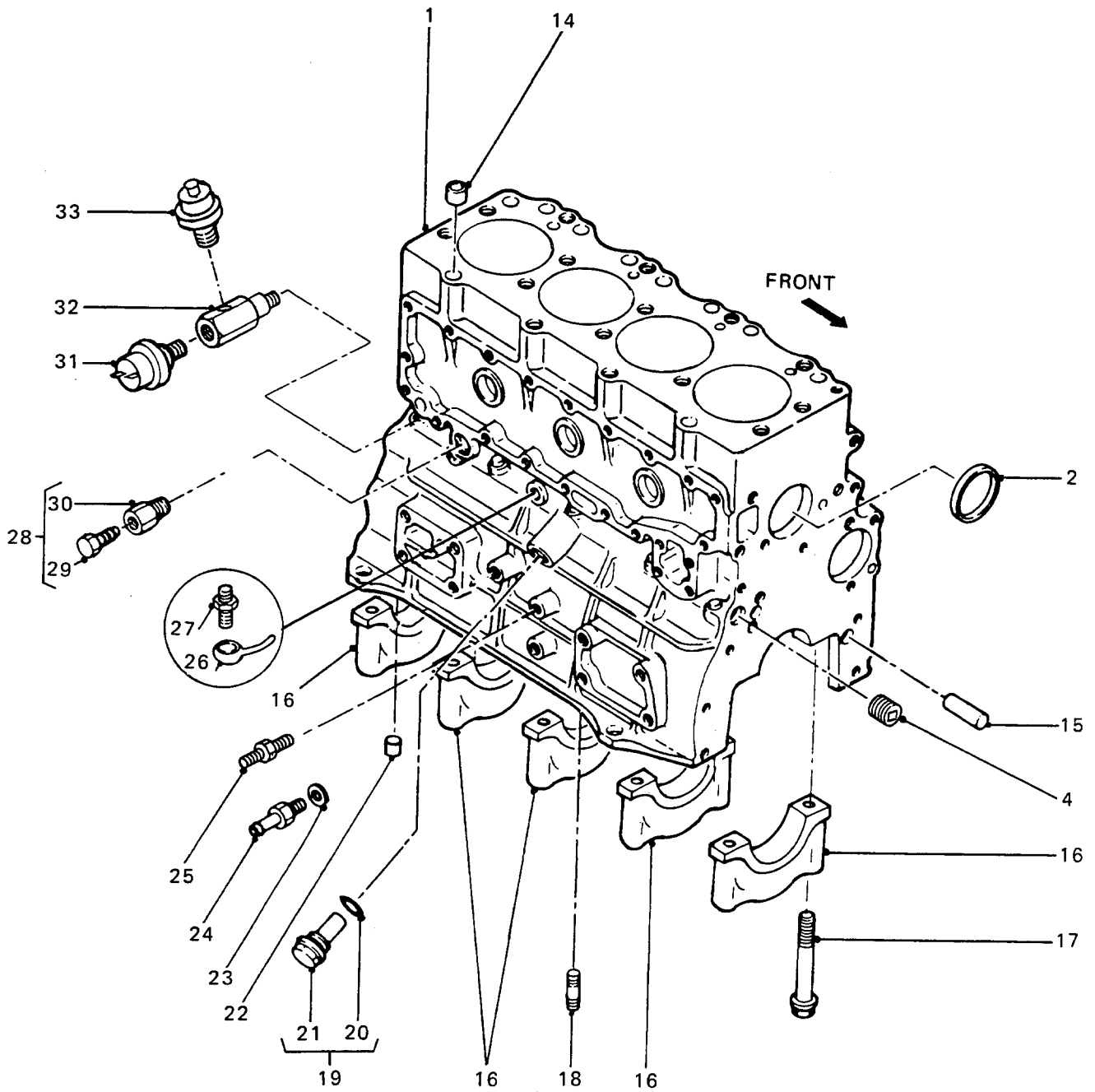
* GRADE OF REPAIR (LIGHT, MEDIUM OR HEAVY)



CRANKCASE AND FITTINGS

GROUP AA/2
 TITLE CRANKCASE AND FITTINGS

ITEM NO	DESIGNATION	NSN MANUFACTURER CODE/PART NO SUPPLIER CODE/PART NO	NO OFF	U I	E P	L* M* H*
014	DOWEL, CYLINDER HEAD	S0226/8941480790 Z5394/8941480790	2			
015	PIN, TIMING GEAR, STRAIGHT, 10 MM DIA, 50 MM LG	S0226/9081510500 Z5394/9081510500	1			
016	CAP, MAIN BEARING (USE AA 001)	/NIL /NIL	5			
017	BOLT, BEARING CAP, M16 BY 2 MM PITCH, 119 MM LG (ALSO PART OF AA 001)	S0226/1090004691 Z5394/1090004691	10			
018	STUD, ENGINE FOOT, STEEL, THREADED BOTH ENDS, 10 MM DIA, 1.25 MM PITCH, 33 MM LG, RIGHT HAND	S0226/1093000530 Z5394/1093000530	1			
019	VALVE, SAFETY RELIEF O/A STEEL, EXTERNAL BOSS CONNECTION TYPE (INCLUDES AA 020 AND AA 021)	4820 66-128-4896 S0226/8970233390 Z5394/8970233390	1	EA	X	MH
020	WASHER, FLAT RUBBER, RD, 1-1/16 IN ID, 1-5/16 IN OD, 3/16 IN THK (ALSO PART OF AA 019)	5310 66-128-4972 S0226/5096230350 Z5394/5096230350	1	EA	X	MH
021	VALVE, RELIEF (USE AA 019)	/NIL /NIL	1			
022	DOWEL, BEARING CAP, NUMBER 4 (ALSO PART OF AA 001)	S0226/5112570010 Z5394/5112570010	2			
023	WASHER, FLAT RD, COPPER, 14 MM ID, 21 MM OD, 1 MM THK	5310 66-128-4372 S0226/9095716140 Z5394/9095716140	1	EA	X	MH
024	ADAPTER, STRAIGHT, HOSE TO BOSS STEEL, 1ST END ISO M 14.0 MM THD BY 1.5 MM PITCH, 2ND END, 12 MM HOSE CONNECTION BY 25 MM LG	4730 66-128-4373 S0226/5097440152 Z5394/5097440152	1	EA	X	MH
025	ADAPTER, STRAIGHT, PIPE TO BOSS 1ST END 10 MM ISO METRIC, 2ND END 1/8 IN PTS	4730 66-128-4440 S0226/5096600330 Z5394/5096600330	1	EA	X	MH

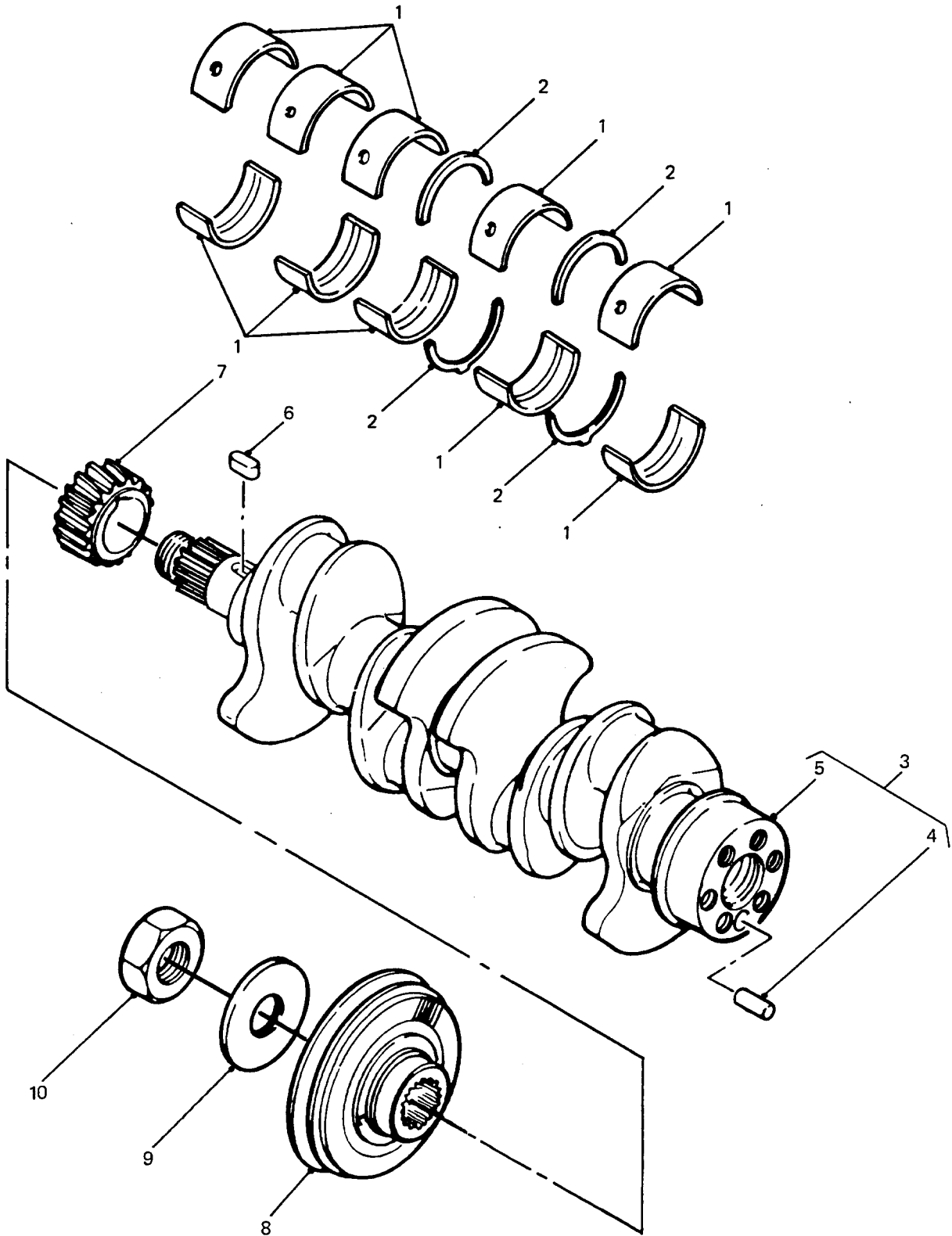


CRANKCASE AND FITTINGS

GROUP AA/2
 TITLE CRANKCASE AND FITTINGS

ITEM NO	DESIGNATION	NSN MANUFACTURER CODE/PART NO SUPPLIER CODE/PART NO	NO	U	E	L*
			OFF	O	X	M*
			I	P		H*
026	JET, OIL PISTON COOLING	2815 66-128-5398 S0226/8943196990 Z5394/8943196990	4EA		X	MH
027	VALVE, CHECK OIL JET, PISTON COOLING O/A STEEL, OIL DESIGNED, AUTOMATIC VALVE OPERATION METHOD	4820 66-128-5399 S0226/8943240490 Z5394/8943240490	4EA		X	MH
028	COCK ASSEMBLY, WATER DRAIN ENGINE BLOCK DRAIN, PLUG AND NIPPLE (INCLUDES AA 029 AND AA 030)	4820 66-128-5400 S0226/1096800250 Z5394/1096800250	1EA		X	MH
029	PLUG, WATER DRAIN (ALSO PART OF AA 001 AND AA 028)	S0226/9098090980 Z5394/9098090980	1			
030	NIPPLE, SPACER, WATER DRAIN (ALSO PART OF AA 028)	S0226/8941473180 Z5394/8941473180	1			
031	SWITCH, PRESSURE, REVERSE LIGHT (REFER QM 001)	S0226/8941780031 Z5394/8941780031	1			
032	TEE, BOSS HEXAGON "T" PIECE, M&F, 1/8 IN-28 BSPT MALE, 1/8 IN-28 BSPT FEMALE, INTERMEDIATE 1/8 IN-27 NPTF	4730 66-128-4981 Z1315/230036 Z5394/MYH3318	1EA		X	MH
033	SWITCH, PRESSURE, OIL (REFER QM 002)	S0226/9827202092 Z5394/9827202092	1			

* GRADE OF REPAIR (LIGHT, MEDIUM OR HEAVY)

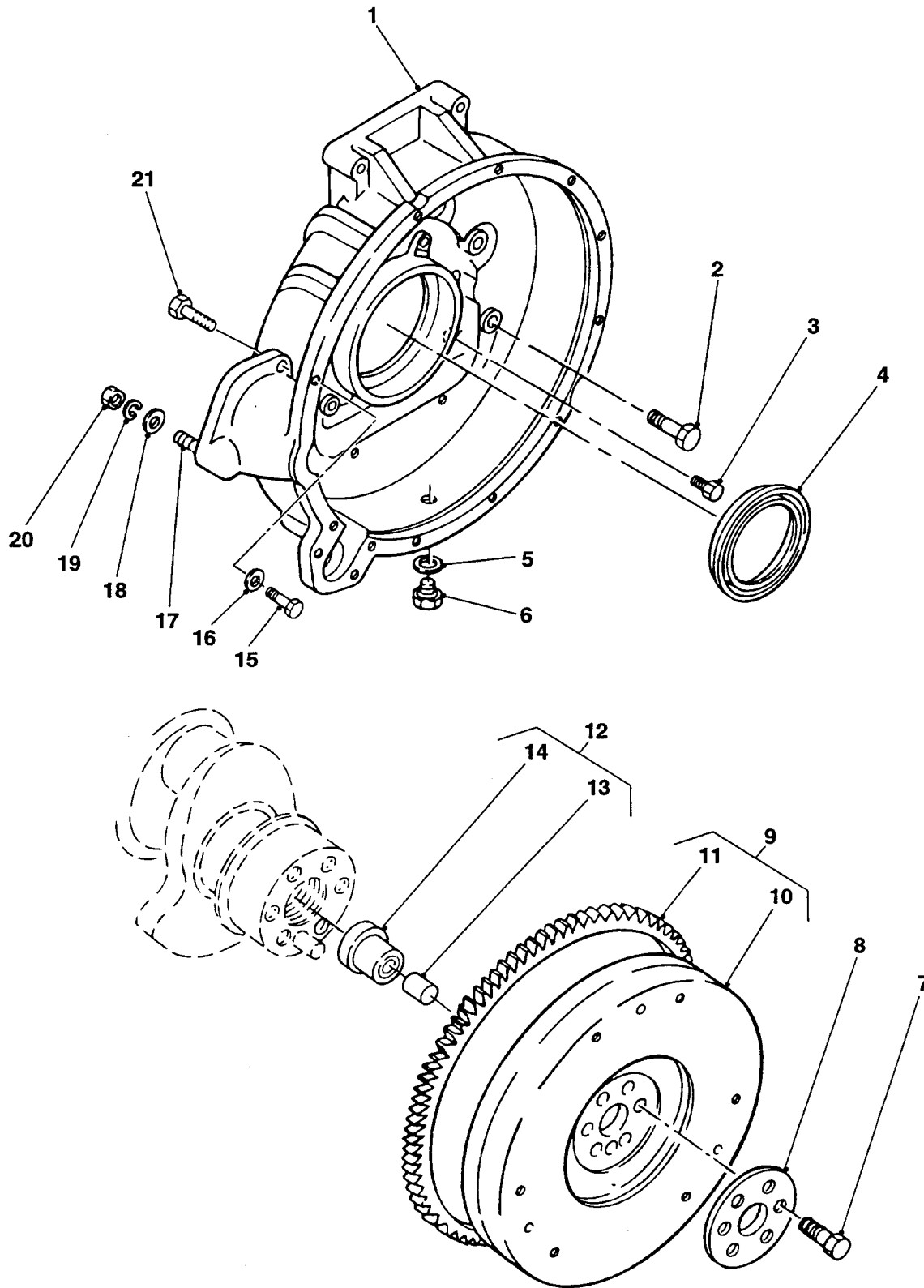


CRANKSHAFT, BEARINGS AND PULLEY

GROUP AAA
 TITLE CRANKSHAFT, BEARINGS AND PULLEY

ITEM NO	DESIGNATION	NSN MANUFACTURER CODE/PART NO SUPPLIER CODE/PART NO	NO	U	E	L*
			OFF	O	X	M*
			I	P		H*
001	BEARING, SET, MAIN, STANDARD	S0226/8941328131 Z5394/8941328131	1			
002	WASHER, THRUST, SET, STANDARD	S0226/8941145651 Z5394/8941145651	2			
003	CRANKSHAFT, ASSEMBLY (INCLUDES AAA 004 AND AAA 005)	S0226/5123101891 Z5394/5123101891	1			
004	PIN, FLYWHEEL LOCATING, MACHINED, 12 MM DIA, 25 MM LG (ALSO PART OF AAA 003)	S0226/9081612200 Z5394/9081612200	1			
005	CRANKSHAFT (USE AAA 003)	/NIL /NIL	1			
006	KEY, GEAR	S0226/8941075970 Z5394/8941075970	2			
007	GEAR, CRANKSHAFT	S0226/1125210080 Z5394/1125210080	1			
008	PULLEY, GROOVE CRANKSHAFT	3020 66-128-4564 S0226/8941004540 Z5394/8941004540	1	EA	X	MH
009	WASHER, CRANKSHAFT, FLAT, STEEL, 65 MM OD, 29 MM ID, 10 MM THK	S0226/5095030240 Z5394/5095030240	1			
010	NUT, CRANKSHAFT, FRONT, STEEL, 27 MM ID, 1.5 MM PITCH, 15 MM THK, 41 MM A/F	S0226/5123780020 Z5394/5123780020	1			
901	SPEEDI SLEEVE 300 SERIES STAINLESS STEEL, 3.941 IN MAX SHAFT DIA, 0.813 IN W ON SHAFT, 1 IN O/A LG, 4.313 IN FLANGE DIA (MODIFIED VIDE EMEI VEH G 189-9)	3120 66-128-6410 80201/99393 ZT636/99393	1	EA	X	MH

* GRADE OF REPAIR (LIGHT, MEDIUM OR HEAVY)

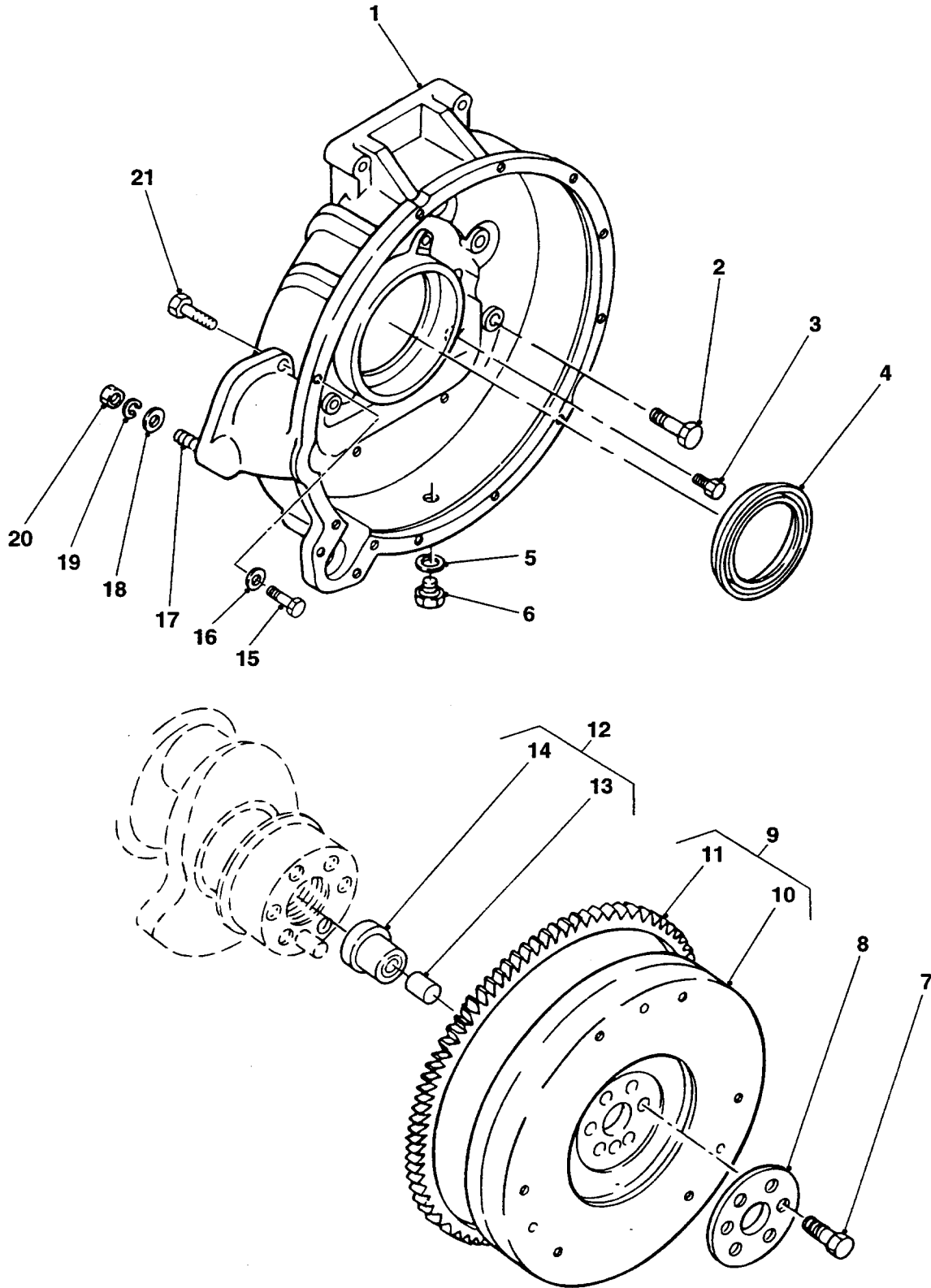


FLYWHEEL, HOUSING AND RING GEAR

GROUP AAB
 TITLE FLYWHEEL, HOUSING AND RING GEAR

ITEM NO	DESIGNATION	NSN MANUFACTURER CODE/PART NO SUPPLIER CODE/PART NO	NO	U	E	L*
			OFF	O	X	M*
			I	P		H*
001	HOUSING, FLYWHEEL ALUMINIUM, W/MOUNTINGS FOR STARTER MOTOR AND TRANSMISSION HOUSING, ACCOMMODATION FOR REAR CRANKSHAFT OIL SEAL	2815 66-128-4374 S0226/8944419332 Z5394/8944419332	1EA		A	MH
002	BOLT, ASSEMBLED WASHER ISO METRIC, STEEL, 14 MM BY 1.5 MM THD, 45 MM LG, CAPTIVE SPRING WASHER	5306 66-128-5403 S0226/8943413741 Z5394/8943413741	2EA		X	MH
901	BOLT, ASSEMBLED WASHER ISO METRIC, STEEL, 14 MM BY 1.5 MM THD, 50 MM LG, CAPTIVE SPRING WASHER	5306 66-128-5404 S0226/8943413750 Z5394/8943413750	4EA		X	MH
902	BOLT, ASSEMBLED WASHER ISO METRIC, STEEL, 14 MM BY 1.5 MM THD, 60 MM LG, CAPTIVE SPRING WASHER	5306 66-128-5405 S0226/8943413761 Z5394/8943413761	2EA		X	MH
003	BOLT, ASSEMBLED WASHER HEXAGON HEAD, MEDIUM TENSILE, ZINC PLATED, 8 MM DIA, 1.25 MM PITCH, 26 MM LG	5306 66-128-5566 S0226/081208251E Z5394/081208251E	7EA		X	MH
004	SEAL, PLAIN ENCASED STEEL CASE, DOUBLE LIP SEALING ELEMENT, 100 MM ID, 135 MM OD, 14 MM THK	5330 66-128-4436 S0226/1096254020 Z5394/1096254020	1EA		X	MH
005	WASHER, FLAT RD, COPPER, 16 MM ID, 24 MM OD, 1.5 MM THK	5310 66-128-4381 S0226/9095714160 Z5394/9095714160	1EA		X	LMH
006	PLUG, MACHINE THREAD STEEL, HEX HD, 16 MM-1.5 MM THD, 9 MM THD LG, 20 MM LG O/A	5365 66-128-4380 S0226/9992023160 Z5394/9992023160	1EA		X	LMH
007	BOLT, MACHINE ISO 12 MM, 25 MM LG THD, 36 MM LG OA	5306 66-144-6265 S0226/8970287300 Z5394/8970287300	6EA		X	MH
008	LOCKING PLATE, NUT AND BOLT STEEL, 50 MM ID, 100 MM OD, 1.2 MM THK, 6 HOLES 12 MM DIA	5340 66-128-4378 S0226/5123360030 Z5394/5123360030	1EA		X	MH
009	FLYWHEEL, ENGINE C/W RING GEAR (INCLUDES AAB 010 AND AAB 011)	2815 66-128-5406 S0226/8943430491 Z5394/8943430491	1EA		A	MH

* GRADE OF REPAIR (LIGHT, MEDIUM OR HEAVY)



FLYWHEEL, HOUSING AND RING GEAR

GROUP AAB
 TITLE FLYWHEEL, HOUSING AND RING GEAR

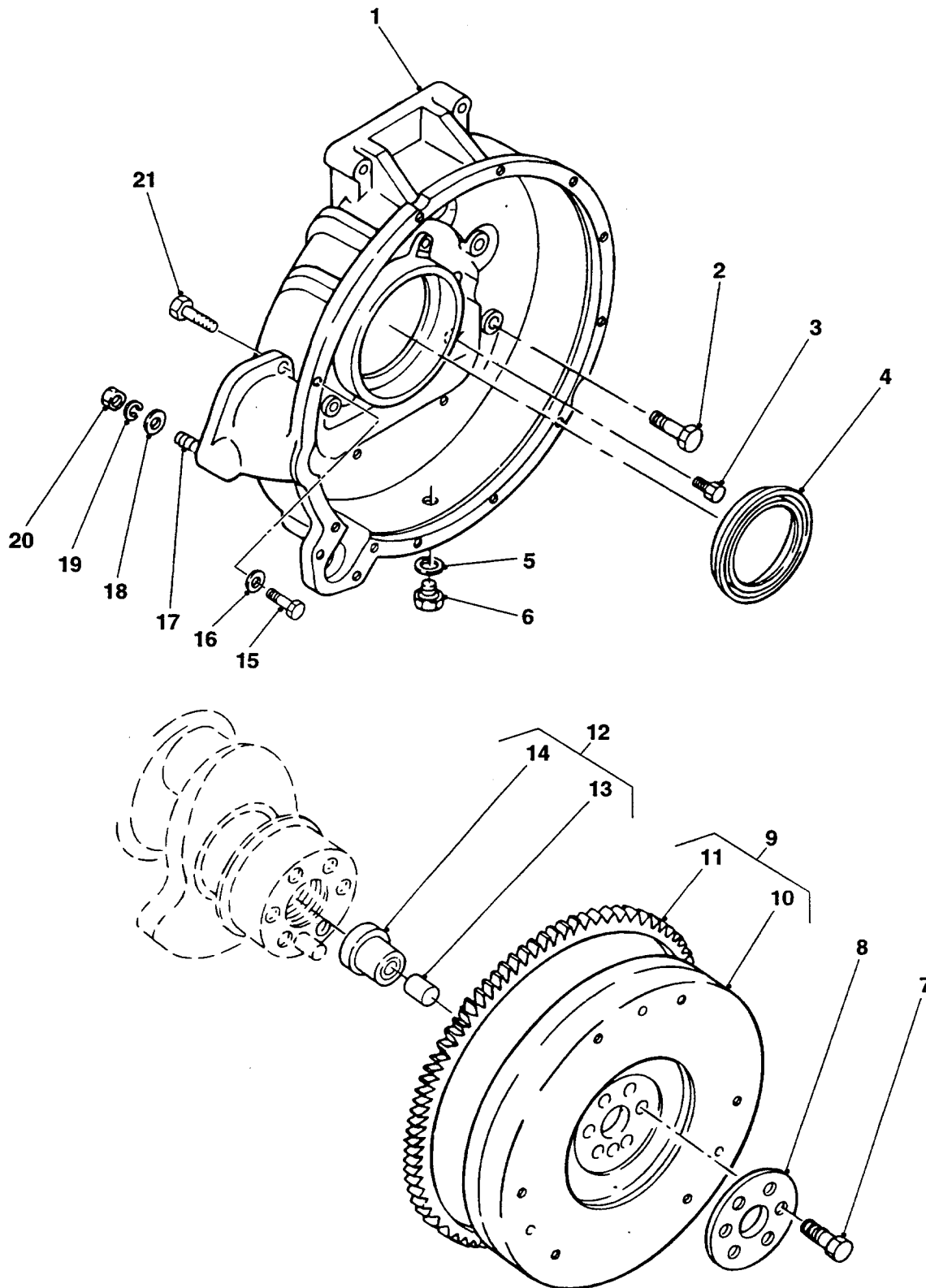
ITEM NO	DESIGNATION	NSN MANUFACTURER CODE/PART NO SUPPLIER CODE/PART NO	NO	U	R	L*
			OFF	O	X	M*
			I	P	H	H*
010	FLYWHEEL (USE AAB 009)	/NIL /NIL	1			
011	GEAR, SPUR FLYWHEEL (ALSO PART OF AAB 009)	3020 66-128-4565 S0226/8971759020 Z5394/8971759020	1EA		X	MH
012	BEARING ASSEMBLY, SPIGOT EXTENSION STEEL, SPIGOT BUSH PHOSPHOR BRONZE, 48 MM O/A LG, 40 MM O/A WIDTH, SPIGOT 13.2 MM W, EXTENSION 31.3 MM W (INCLUDES AAB 013 AND AAB 014)	3120 66-128-4676 Z5394/AYG320 Z5394/AYG320	1EA		X	MH
013	BEARING, SLEEVE BRONZE, LUBRICANT IMPREGNATER, 0.941 IN OD, 0.752 IN ID, 0.687 IN O/A LG (ALSO PART OF AAB 012)	3120 99-824-0917 Z5394/R549911 Z5394/R549911	1EA		X	MH
014	EXTENSION, CRANKSHAFT (USE AAB 012)	/NIL /NIL	1			
015	BOLT, MACHINE EDIUM TENSILE, 10 MM BY 40 MM LENGTH , ZINC PLATED	5306 99-122-8670 U1030/SH110401L Z5394/SH110401L	13EA		X	MH
016	WASHER, LOCK SPRING, STEEL, SINGLE TURN, ZINC PLATED, 10 MM ID, 15.90 MM OD, 2.50 MM THK	5310 99-138-9228 Z5394/WL110001L Z5394/WL110001L	13EA		X	MH
017	STUD, PLAIN STEEL, 12 MM DIA ISO METRIC NUT END, 22 MM LG	5307 66-128-4982 S0226/9944112350 Z5394/9944112350	2EA		X	MH
018	WASHEER, FLAT STEEL, RD 12 MM BOLT SIZE, 22 MM OD, 1.6 MM THK	5310 66-128-4377 S0226/9091605120 Z5394/9091605120	1EA		X	MH
019	WASHER, LOCK STEEL, SPLIT HELICAL-RIGHT HAND, 12.0 MM ID, 21.5 MM OD, 3.0 MM THK	5310 66-128-4376 S0226/9091505120 Z5394/9091505120	2EA		X	MH
020	NUT, PLAIN, HEXAGON ISO M, STEEL, CAD PLATED, 12 MM-1.25 THD, 17 MM W A/F, 10 MM THK	5310 66-128-4375 S0226/9991105120 Z5394/9991105120	2EA		X	MH

ISSUE NO: 3

REPAIR PARTS SCALE: 02185

PAGE NO: 8

* GRADE OF REPAIR (LIGHT, MEDIUM OR HEAVY)

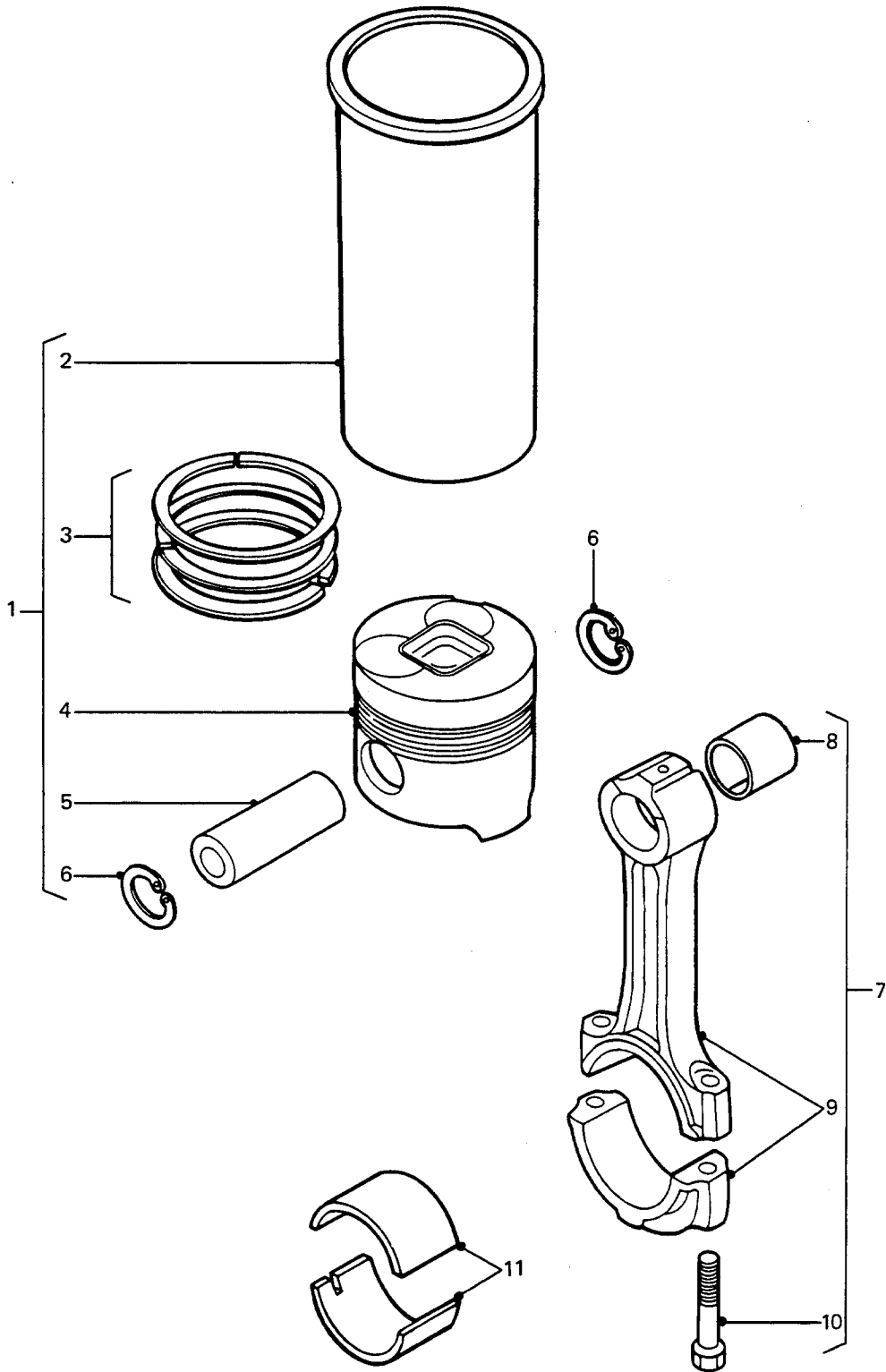


FLYWHEEL, HOUSING AND RING GEAR

GROUP AAB
 TITLE FLYWHEEL, HOUSING AND RING GEAR

ITEM NO	DESIGNATION	NSN MANUFACTURER CODE/PART NO SUPPLIER CODE/PART NO	NO OFF	U O I	E X P	L* M* H*
021	BOLT, MACHINE ISO METRIC, 8G, STEEL, HEX HD, 12 MM DIA THD, 30 MM O/A LG	5306 66-128-6248 S0226/0501512320 Z5394/0501512320	1EA		X	MH

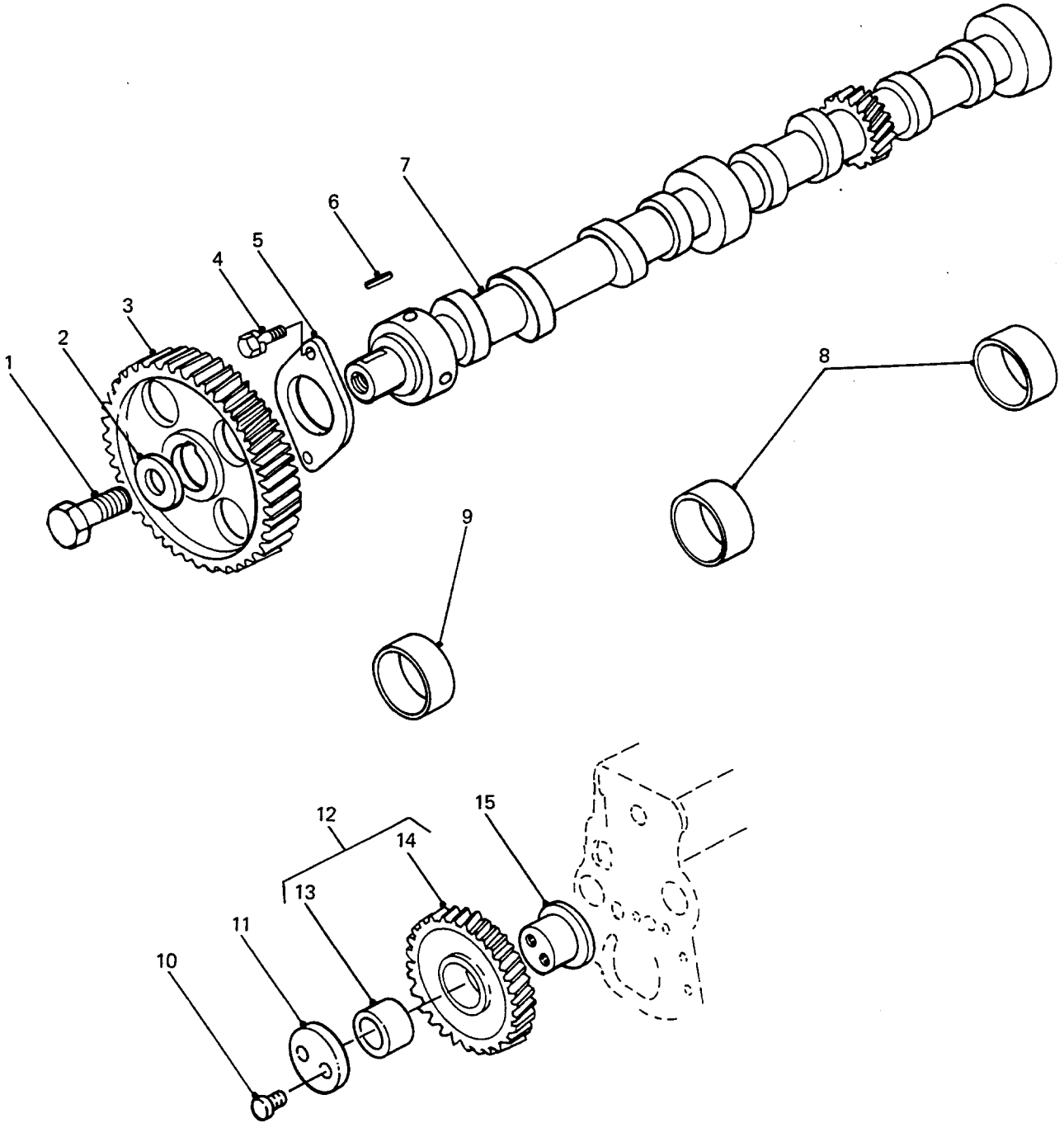
* GRADE OF REPAIR (LIGHT, MEDIUM OR HEAVY)



PISTON, LINER, CONNECTING ROD AND BEARINGS

GROUP AAC
 TITLE PISTON, LINER, CONNECTING ROD AND BEARINGS

ITEM NO	DESIGNATION	NSN MANUFACTURER CODE/PART NO SUPPLIER CODE/PART NO	NO	U	E	L*
			OFF	O	X	M*
			I	P	H	H*
001	PISTON AND LINER, KIT (INCLUDES AAC 002 TO AAC 006 AND AAC 008)	S0226/M39538 Z5394/M39538	1			
002	LINER, CYLINDER (USE AAC 001)	/NIL /NIL	4			
003	RING, SET, PISTON (ALSO PART OF AAC 001)	S0226/1121211180 Z5394/1121211180	4			
004	PISTON ASSEMBLY, STANDARD (ALSO PART OF AAC 001)	S0226/8943217340 Z5394/8943217340	4			
005	PIN, PISTON (ALSO PART OF AAC 001)	S0226/9122116040 Z5394/9122116040	4			
006	CIRCLIP, PISTON (ALSO PART OF AAC 001)	S0226/8941075751 Z5394/8941075751	8			
007	ROD ASSEMBLY, CONNECTING (INCLUDES AAC 008 TO AAC 010)	S0226/1122301040 Z5394/1122301040	4			
008	BUSH, SMALL END (ALSO PART OF AAC 001 AND AAC 007)	S0226/1122510270 Z5394/1122510270	4			
009	ROD AND CAP, CONNECTING (USE AAC 007)	/NIL /NIL	4			
010	BOLT, CONNECTION ROD, SPECIAL, SLOTTED HEAD, FLANGED, STEEL, 12 MM DIA, 1.5 MM PITCH, 15 MM THD LG, 49.5 MM SHANK LG, 13 MM HD THK (ALSO PART OF AAC 007)	S0226/1122350270 Z5394/1122350270	8			
011	BEARING, SET, CONNECTION ROD, STANDARD (SET CONTAINS TWO HALVES)	S0226/9122716080 Z5394/9122716080	4			

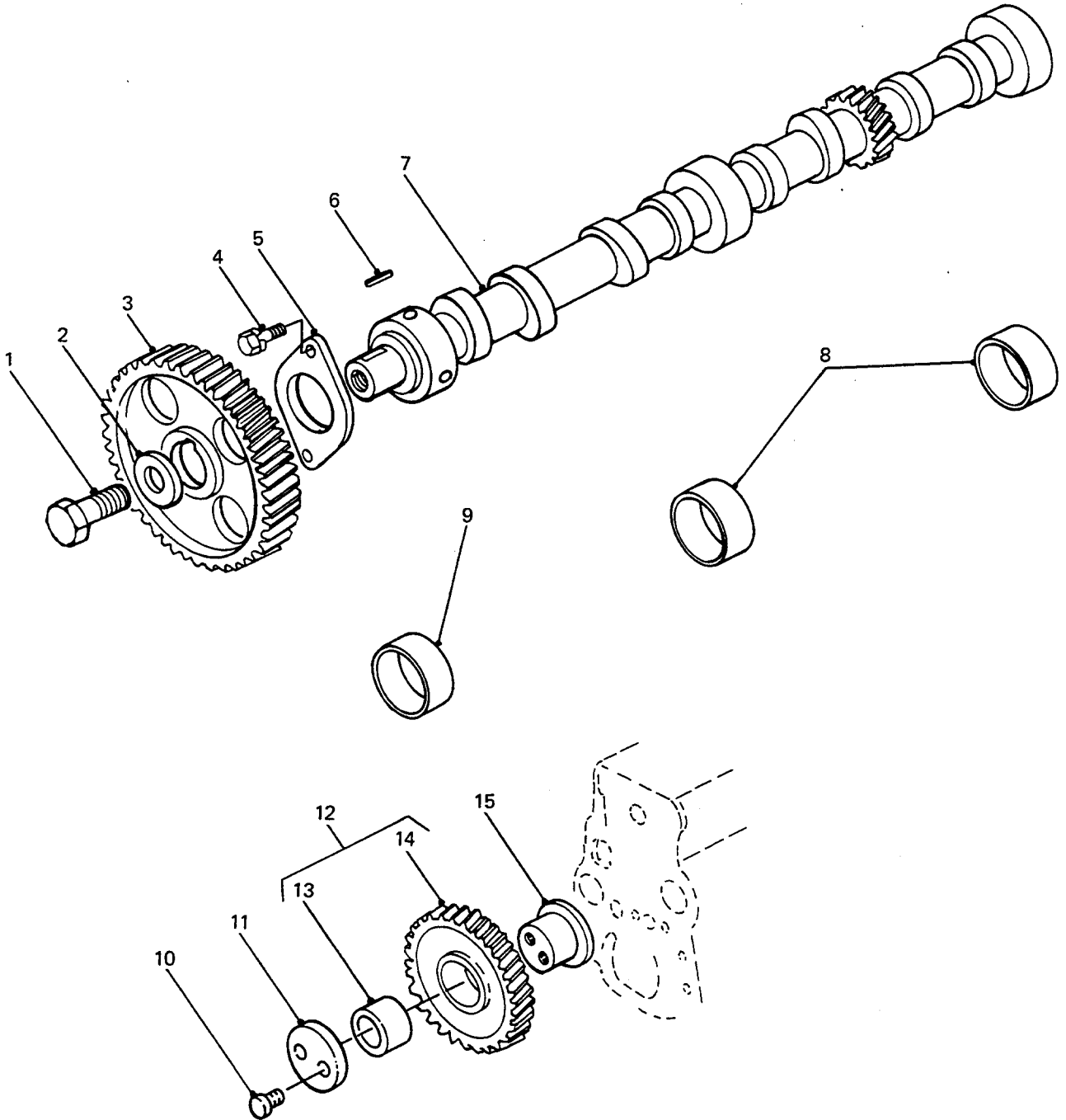


CAMSHAFT, BEARINGS AND IDLER GEAR

GROUP AAD
 TITLE CAMSHAFT, BEARINGS AND IDLER GEAR

ITEM NO	DESIGNATION	NSN MANUFACTURER CODE/PART NO SUPPLIER CODE/PART NO	NO OFF	U O	E X	L* M*
			I	P		H*
001	BOLT, CAMSHAFT GEAR, ALLOY STEEL, 14 MM DIA, 1.5 MM PITCH, 39 MM LG	S0226/5090002360 Z5394/5090002360	1			
002	WASHER, 14.5 MM ID, 38 MM OD, 6 MM THK, 45 DEG CHAMFER	S0226/9098518502 Z5394/9098518502	1			
003	GEAR, CAMSHAFT	S0226/9125221471 Z5394/9125221471	1			
004	BOLT, THRUST PLATE, HIGH CARBON STEEL, 8 MM DIA, 1.25 MM PITCH, 25 MM LG	S0226/081208251E Z5394/081208251E	2			
005	PLATE, THRUST	S0226/9116810150 Z5394/9116810150	1			
006	KEY, GEAR	S0226/9080107200 Z5394/9080107200	1			
007	CAMSHAFT	S0226/8970145731 Z5394/8970145731	1			
008	BEARING, CAMSHAFT, CENTRE AND REAR (ALSO PART OF AA 001)	S0226/VS18272 Z5394/VS18272	2			
009	BEARING, CAMSHAFT, FRONT (ALSO PART OF AA 001)	S0226/VS18273 Z5394/VS18273	1			
010	BOLT, HIGH CARBON STEEL, 10 MM DIA, 1.25 MM PITCH, 55 MM LG	S0226/5090000890 Z5394/5090000890	2			
011	COLLAR, THRUST	S0226/5125350011 Z5394/5125350011	1			
012	GEAR ASSEMBLY, IDLER (INCLUDES AAD 013 AND AAD 014)	S0226/1125230572 Z5394/1125230572	1			
013	BUSH (USE AAD 012)	/NIL /NIL	1			
014	GEAR, IDLER (USE AAD 012)	/NIL /NIL	1			

* GRADE OF REPAIR (LIGHT, MEDIUM OR HEAVY)

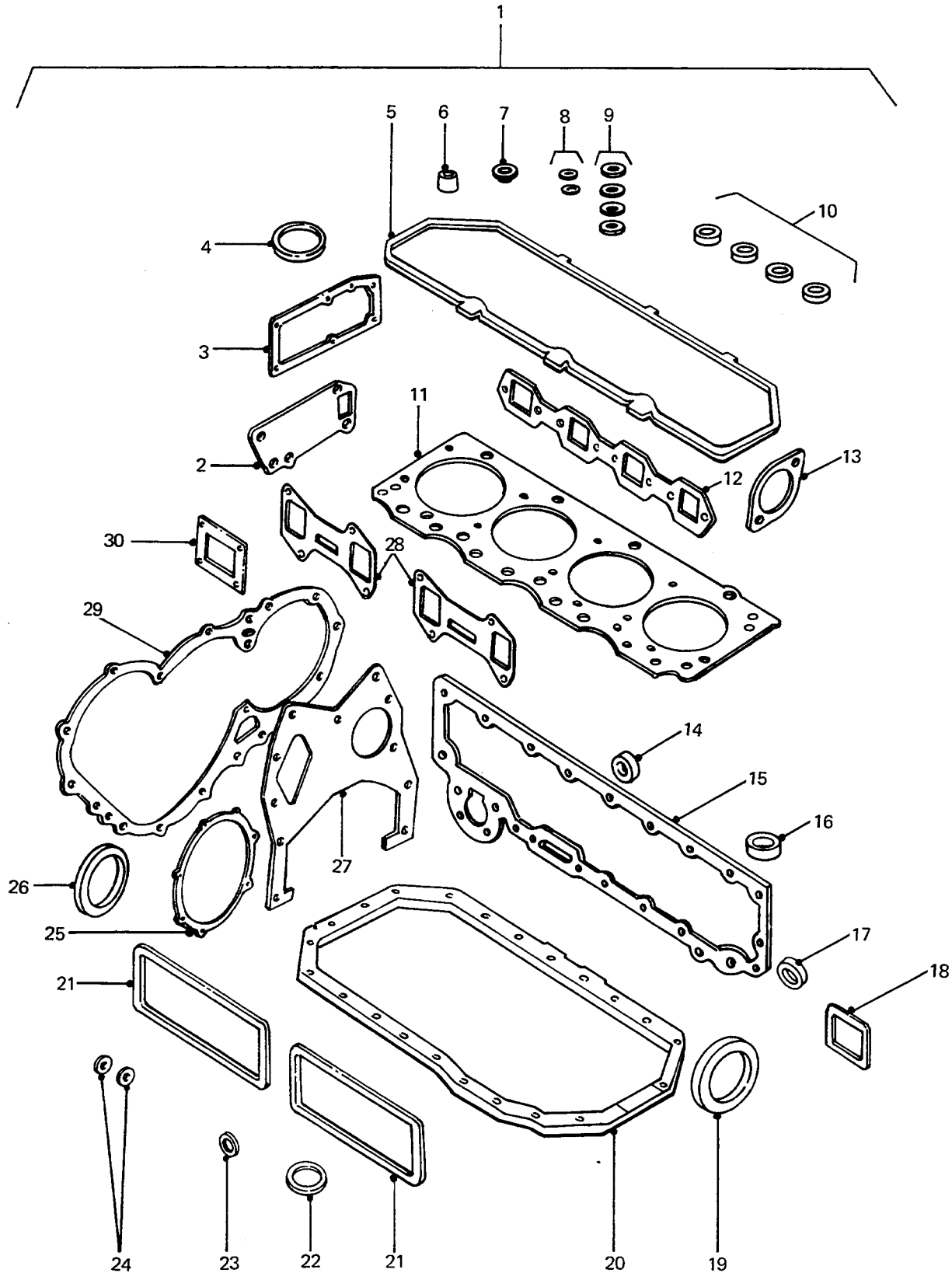


CAMSHAFT, BEARINGS AND IDLER GEAR

GROUP **AAD**
TITLE **CAMSHAFT, BEARINGS AND IDLER GEAR**

ITEM NO	DESIGNATION	NSN MANUFACTURER CODE/PART NO SUPPLIER CODE/PART NO	NO OFF	U O I	E X P	L* M* H*
015	SHAFT, IDLER GEAR	S0226/9125310300 Z5394/9125310300	1			

* GRADE OF REPAIR (LIGHT, MEDIUM OR HEAVY)



ENGINE GASKET SET

GROUP AAE
 TITLE ENGINE GASKET SET

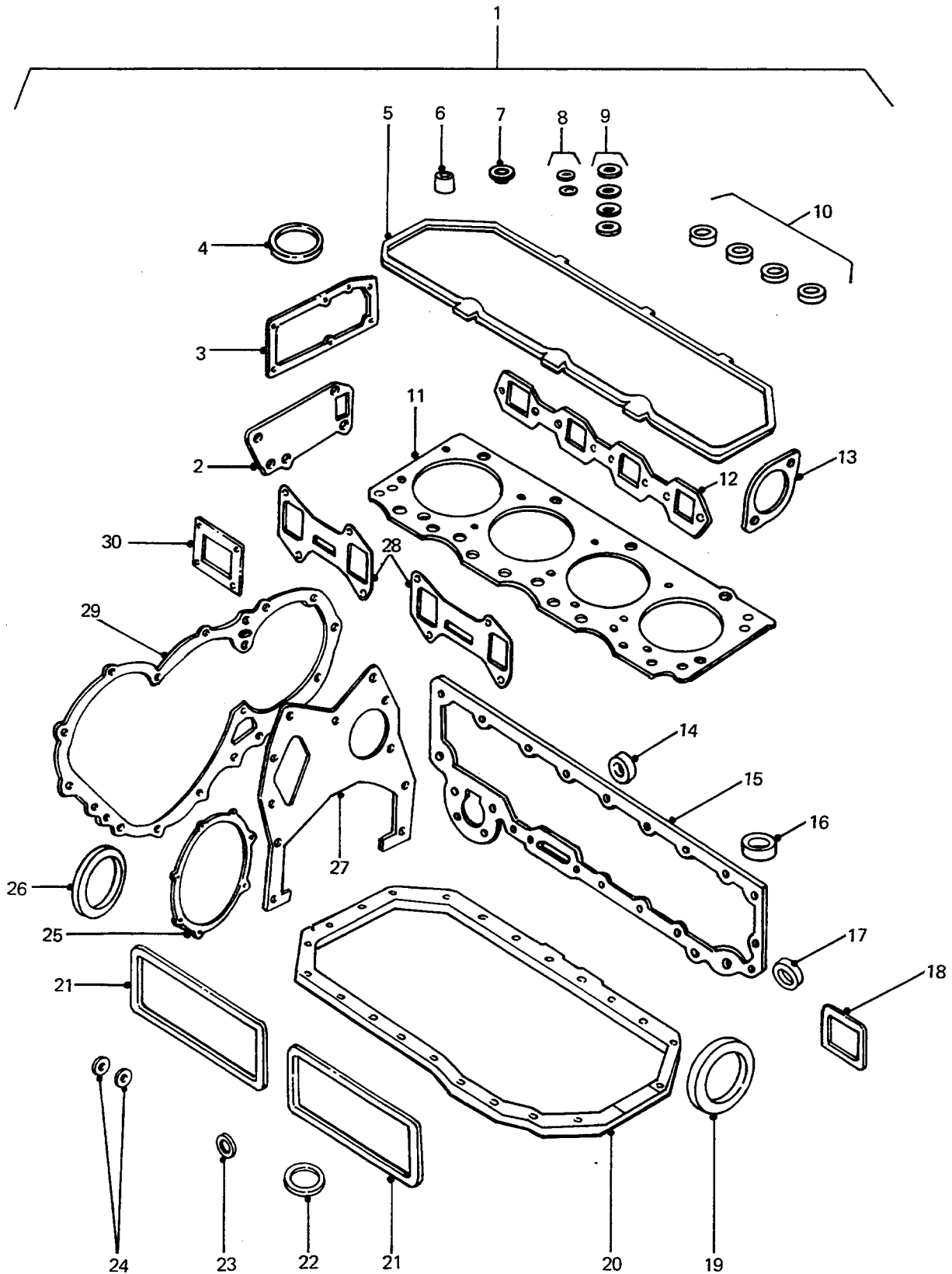
ITEM NO	DESIGNATION	NSN MANUFACTURER CODE/PART NO SUPPLIER CODE/PART NO	NO	U	R	L*
			OFF	O	X	M*
			I	P	H	H*
001	GASKET AND SEAL SET ENGINE (INCLUDES AAE 002 TO AAE 030)	5330 66-128-5408 S0226/5878104720 Z5394/5878104720	1EA		X	MH
002	GASKET	5330 66-128-4265 S0226/8943706610 Z5394/8943706610	1EA		X	LMH
003	GASKET	5330 66-128-4268 S0226/8943210100 Z5394/8943210100	1EA		X	LMH
004	PACKING, PREFORMED SYNTHETIC RUBBER, U SECTION, 66 MM ID, 79.5 MM OD, 7 MM H	5330 66-128-4270 S0226/8941760310 Z5394/8941760310	1EA		X	LMH
005	PACKING, PREFORMED SYNTHETIC RUBBER, 11 MM H, 6 MM THK, U SHAPE CROSS SECT	5330 66-128-4267 S0226/8944625590 Z5394/8944625590	1EA		X	LMH
006	PACKING WITH RETAINER VALVE GUIDE SEAT, USED ON ENGINES BUILT BEFORE NOV 1994	5330 66-128-4482 S0226/1125690150 Z5394/1125690150	8EA		X	MH
007	RETAINER, PACKING HEAD COVER NUT, RUBBER, 5 MM THK, 8 MM H, 17 MM OD, 11 MM ID	5330 66-128-4973 S0226/9111790300 Z5394/9111790300	3EA		X	LMH
008	WASHER, FLAT COPPER, RD, 8 MM BOLT SIZE, 13.8 MM OD, 1 MM THK	5310 66-128-4271 S0226/9095714080 Z5394/9095714080	10EA		X	LMH
009	GASKET STEEL, PLASTIC COATED	5330 01-226-8690 S0226/1157590010 Z5394/1157590010	4EA		X	LMH
010	WASHER, CONVEX COPPER, 902 MM ID, 19.07 MM OD, 7.23 MM THK	5310 66-128-4272 S0226/5153150030 Z5394/5153150030	4EA		X	LMH
011	GASKET CYLINDER HEAD	5330 66-128-4586 S0226/8941458390 Z5394/8941458390	1EA		X	MH
012	GASKET STEEL, NEOPRENE COVERED, 450 MM LG O/A	5330 66-128-4582 S0226/8944559110 Z5394/8944559110	1EA		X	LMH
013	GASKET	5330 66-128-4450 S0226/8943286740 Z5394/8943286740	1EA		X	LMH
014	WASHER, FLAT RUBBER, RD, 1-1/16 IN ID, 1-5/16 IN OD, 3/16 IN THK	5310 66-128-4972 S0226/5096230350 Z5394/5096230350	1EA		X	MH

ISSUE NO: 3

REPAIR PARTS SCALE: 02185

PAGE NO: 13

* GRADE OF REPAIR (LIGHT, MEDIUM OR HEAVY)

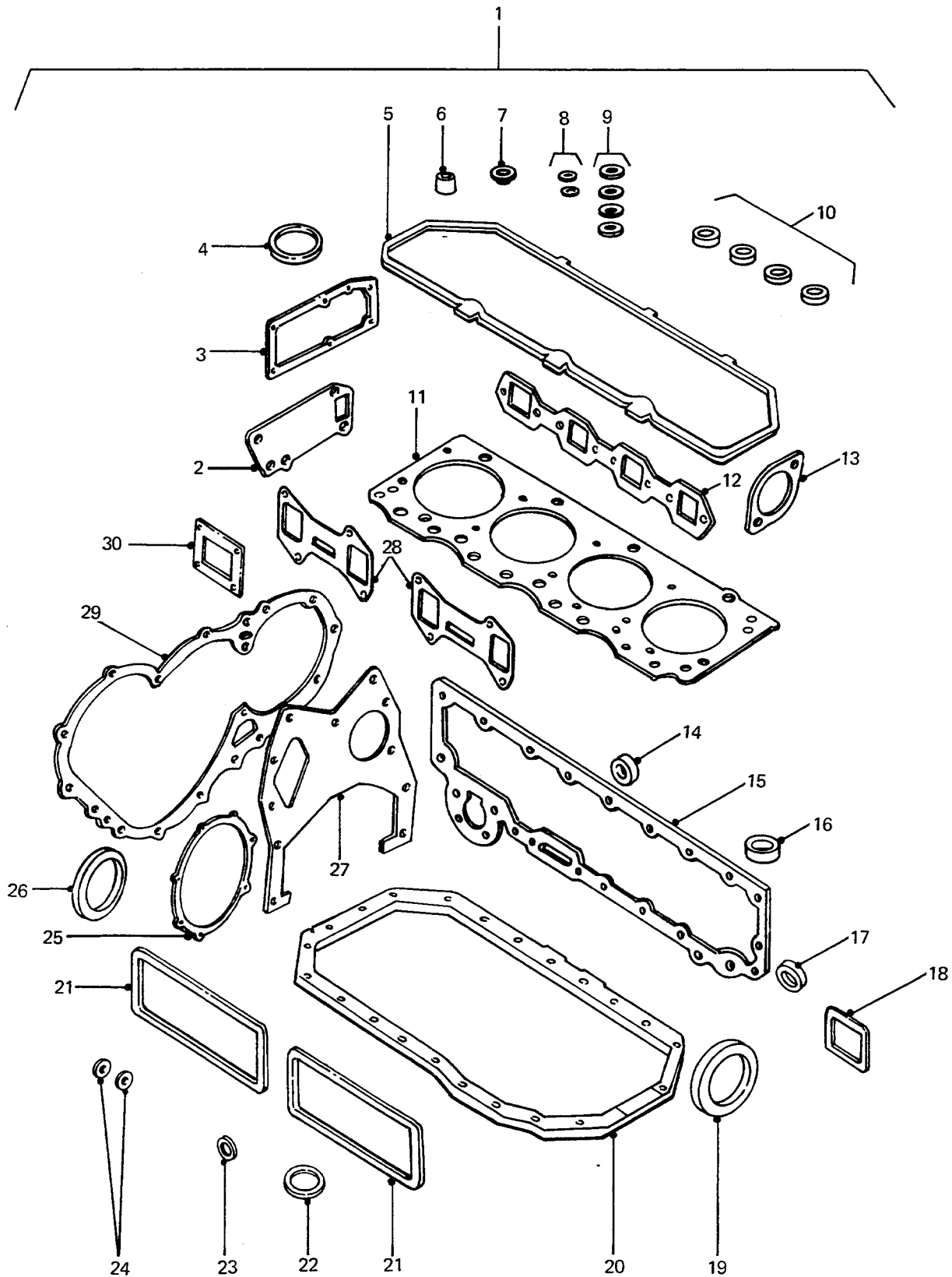


ENGINE GASKET SET

GROUP AAE
 TITLE ENGINE GASKET SET

ITEM NO	DESIGNATION	NSN MANUFACTURER CODE/PART NO SUPPLIER CODE/PART NO	NO	U	E	L*
			OFF	O	X	M*
			I	P	H	H*
015	GASKET	5330 66-128-4264 S0226/8970196530 Z5394/8970196530	1EA		X	MH
016	PACKING WITH RETAINER STEEL RETAINER, SYNTHETIC RUBBER PACKING, 10 MM ID, 19 MM OD, 2 MM THK	5330 66-128-4404 S0226/9095720100 Z5394/9095720100	4EA		X	MH
017	WASHER, FLAT RD, 20 MM BOLT SIZE, 28 MM OD, 2.5 MM THK	5310 66-128-4433 S0226/8941075640 Z5394/8941075640	1EA		X	LMH
018	GASKET OIL FILTER HEAD TO SPACER	5330 66-128-5518 S0226/8943706700 Z5394/8943706700	1EA		X	LMH
019	SEAL, PLAIN ENCASED STEEL CASE, DOUBLE LIP SEALING ELEMENT, 100 MM ID, 135 MM OD, 14 MM THK	5330 66-128-4436 S0226/1096254020 Z5394/1096254020	1EA		X	MH
020	GASKET	5330 66-144-6699 S0226/8971261490 Z5394/8971261490	1EA		X	LMH
021	GASKET TAPPET CHAMBER COVER TO BLOCK	5330 66-144-6694 S0226/8943673681 Z5394/8943673681	2EA		X	LMH
022	GASKET	5330 66-128-4971 S0226/8943706680 Z5394/8943706680	1EA		X	MH
023	PACKING, PREFORMED SYNTHETIC RUBBER, 8 MM ID, 17 MM OD, 2 MM THK	5330 66-128-4397 S0226/9095720080 Z5394/9095720080	4EA		X	MH
024	PACKING, PREFORMED SYNTHETIC RUBBER, 20 MM ID, 24.5 MM OD, 2.5 MM THK	5330 66-128-4400 S0226/1096233950 Z5394/1096233950	2EA		X	MH
025	GASKET PUMP BRACKET, PAPER	5330 66-128-4492 S0226/8943706750 Z5394/8943706750	1EA		X	LMH
026	SEAL, PLAIN ENCASED RUBBER SYNTHETIC, 60.0 MM SHAFT DIA, 82.0 MM HOUSING DIA, 12.0 MM THK, W/DUST EXCLUSION LIP	5330 66-128-6409 S5217/AH3222P Z5394/8943737650	1EA		X	MH
027	GASKET TIMING CASE TO CRANKCASE	5330 66-128-4485 S0226/8943706710 Z5394/8943706710	1EA		X	MH

* GRADE OF REPAIR (LIGHT, MEDIUM OR HEAVY)

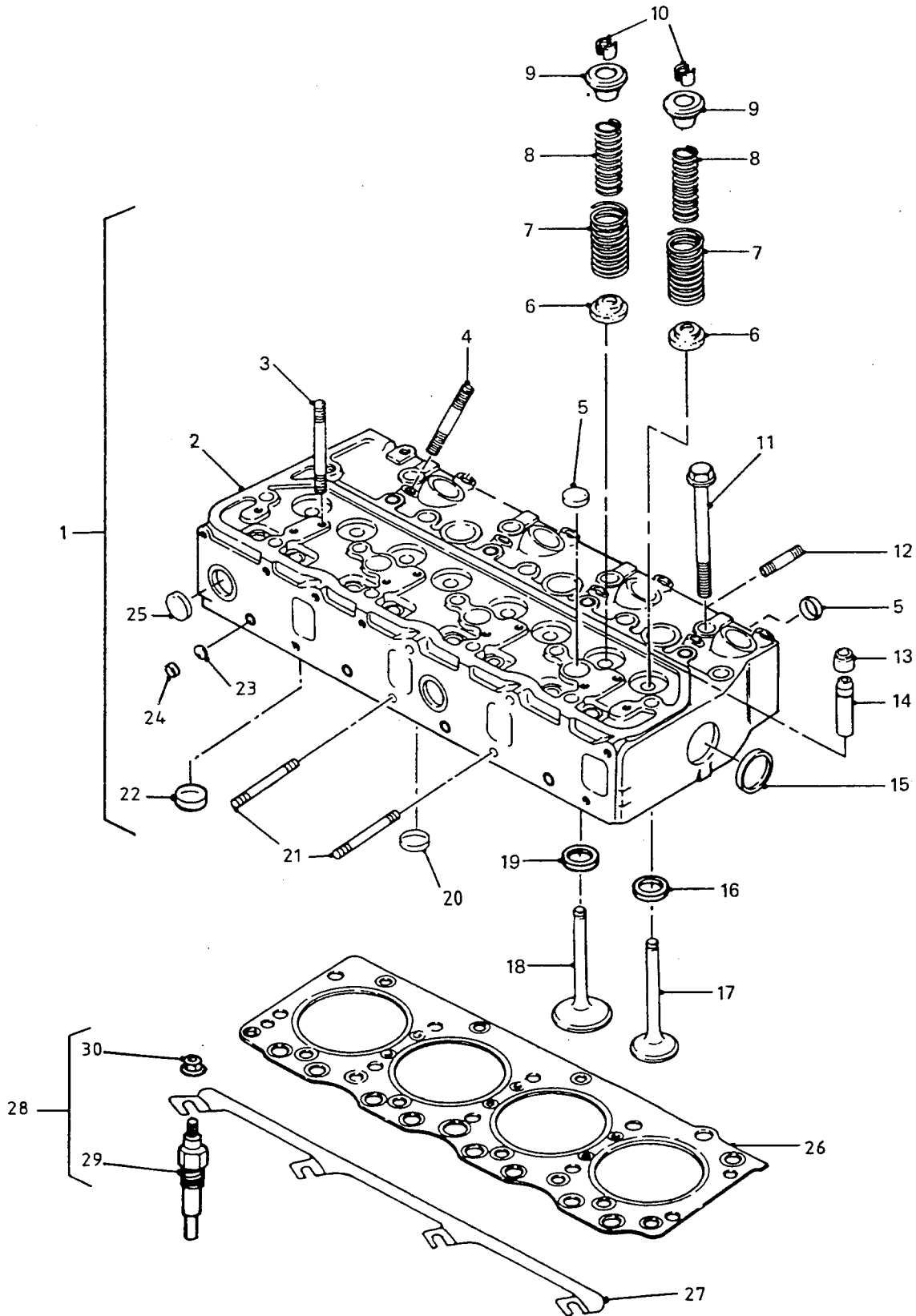


ENGINE GASKET SET

GROUP AAE
 TITLE ENGINE GASKET SET

ITEM NO	DESIGNATION	NSN MANUFACTURER CODE/PART NO SUPPLIER CODE/PART NO	NO OFF	U O I	E X P	L* M* H*
028	GASKET EXHAUST MANIFOLD	5330 66-128-5409 S0226/8944046100 S0226/8944046100	2	EA	X	LMH
029	GASKET TIMING COVER	5330 66-144-6256 S0226/8943706720 Z5394/8943706720	1	EA	X	MH
030	GASKET ADAPTOR EXHAUST TO TURBO	5330 66-128-5410 S0226/8944113240 Z5394/8944113240	1	EA	X	LMH

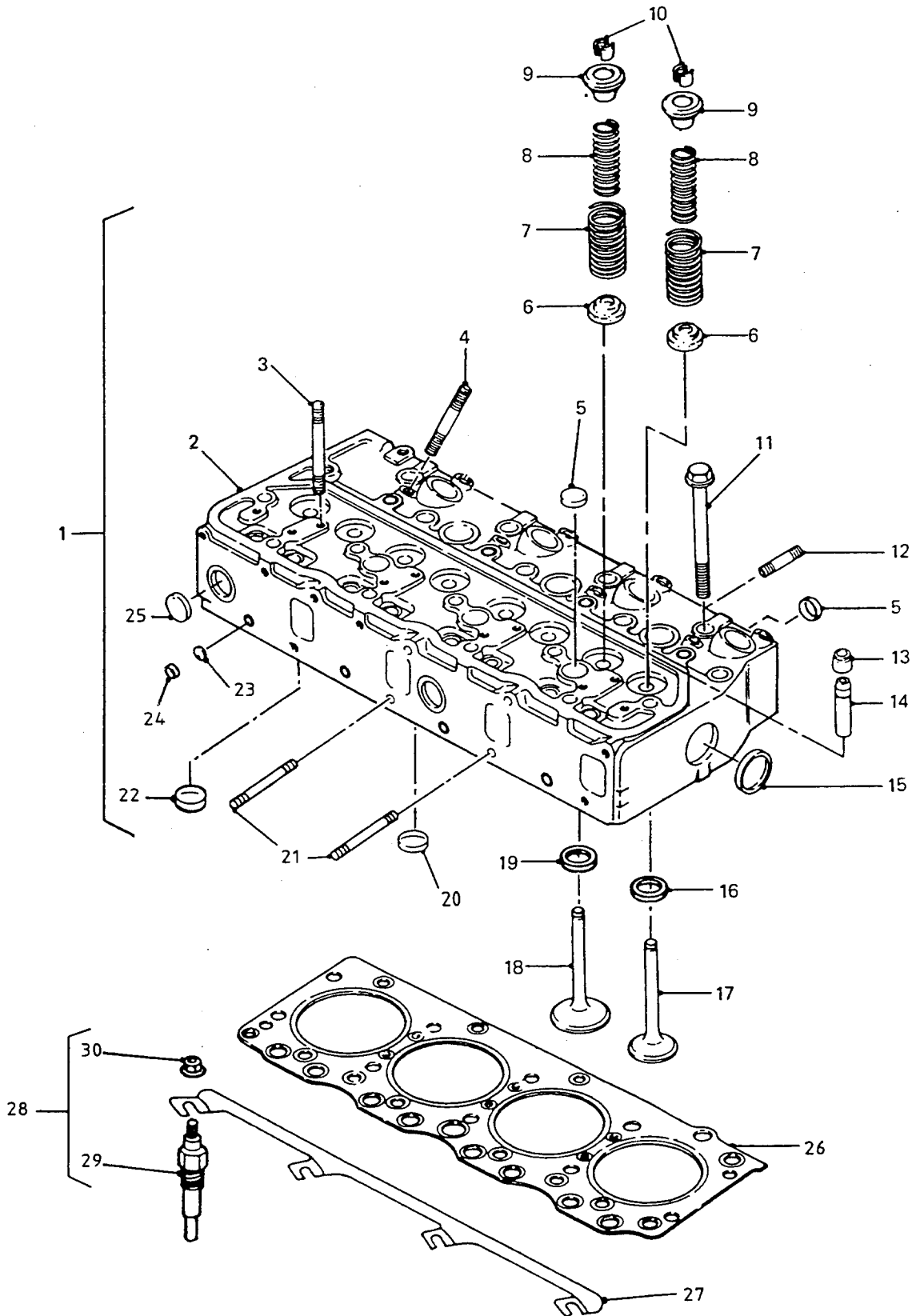
* GRADE OF REPAIR (LIGHT, MEDIUM OR HEAVY)



CYLINDER HEAD ASSEMBLY AND GLOW PLUGS

GROUP AB
 TITLE CYLINDER HEAD ASSEMBLY AND GLOW PLUGS

ITEM NO	DESIGNATION	NSN MANUFACTURER CODE/PART NO SUPPLIER CODE/PART NO	NO	U	R	L*
			OFF	O	X	M*
			I	P		H*
001	CYLINDER HEAD, DIESEL ENGINE COMPLETE WITH VALVES, SPRINGS, STUDS AND WELCH PLUGS (INCLUDES AB 002 TO AB 010 AND AB 012 TO AB 025)	2815 66-128-5411 Z5394/AYG594 Z5394/AYG594	1EA		R	MH
002	CYLINDER HEAD, DIESEL ENGINE W/WELCH PLUGS, VALVE GUIDES AND SEATS (INCLUDES AB 005, AB 014 TO AB 016, AB 019, AB 020, AB 022, AB 023, AB 025, ALSO PART OF AB 001)	2815 66-128-5412 S0226/8970936610 Z5394/8970936610	1EA		A	MH
003	STUD, PLAIN ISO M STEEL, 1ST END THD 8 MM BY 13 MM LG, 2ND END THD 8 MM BY 37 MM LG, 96 MM LG O/A (ALSO PART OF AB 001)	5307 66-128-4394 S0226/5093000650 Z5394/5093000650	3EA		X	MH
004	STUD, PLAIN STEEL, 8 MM ISO METRIC THD BOTH ENDS, 58 MM LG (ALSO PART OF AB 001)	5307 66-128-5013 S0226/1093000180 Z5394/1093000180	8EA		X	MH
005	PLUG, EXPANSION (ALSO PART OF AB 002)	5340 66-128-4487 S0226/1096000160 Z5394/1096000160	7EA		X	MH
006	SEAT, HELICAL COMPRESSION SPRING LOWER (ALSO PART OF AB 001)	5340 66-128-4987 S0226/5125630010 Z5394/5125630010	8EA		X	MH
007	SPRING, HELICAL, COMPRESSION STEEL, 25 MM ID, 34 MM OD, 54 MM FREE LG, 4 MM DIA MTL (ALSO PART OF AB 001)	5360 66-128-4587 S0226/8941255120 Z5394/8941255120	8EA		X	MH
008	SPRING, HELICAL, COMPRESSION (ALSO PART OF AB 001)	5360 66-128-4989 S0226/8941255110 Z5394/8941255110	8EA		X	MH
009	SEAT, HELICAL COMPRESSION SPRING (ALSO PART OF AB 001)	5340 66-128-4991 S0226/8941145790 Z5394/8941145790	8EA		X	MH
010	LOCK, VALVE SPRING RETAINER STEEL, PARALLEL BORE (ALSO PART OF AB 001)	2815 66-128-4686 S0226/5125650060 Z5394/5125650060	16EA		X	MH

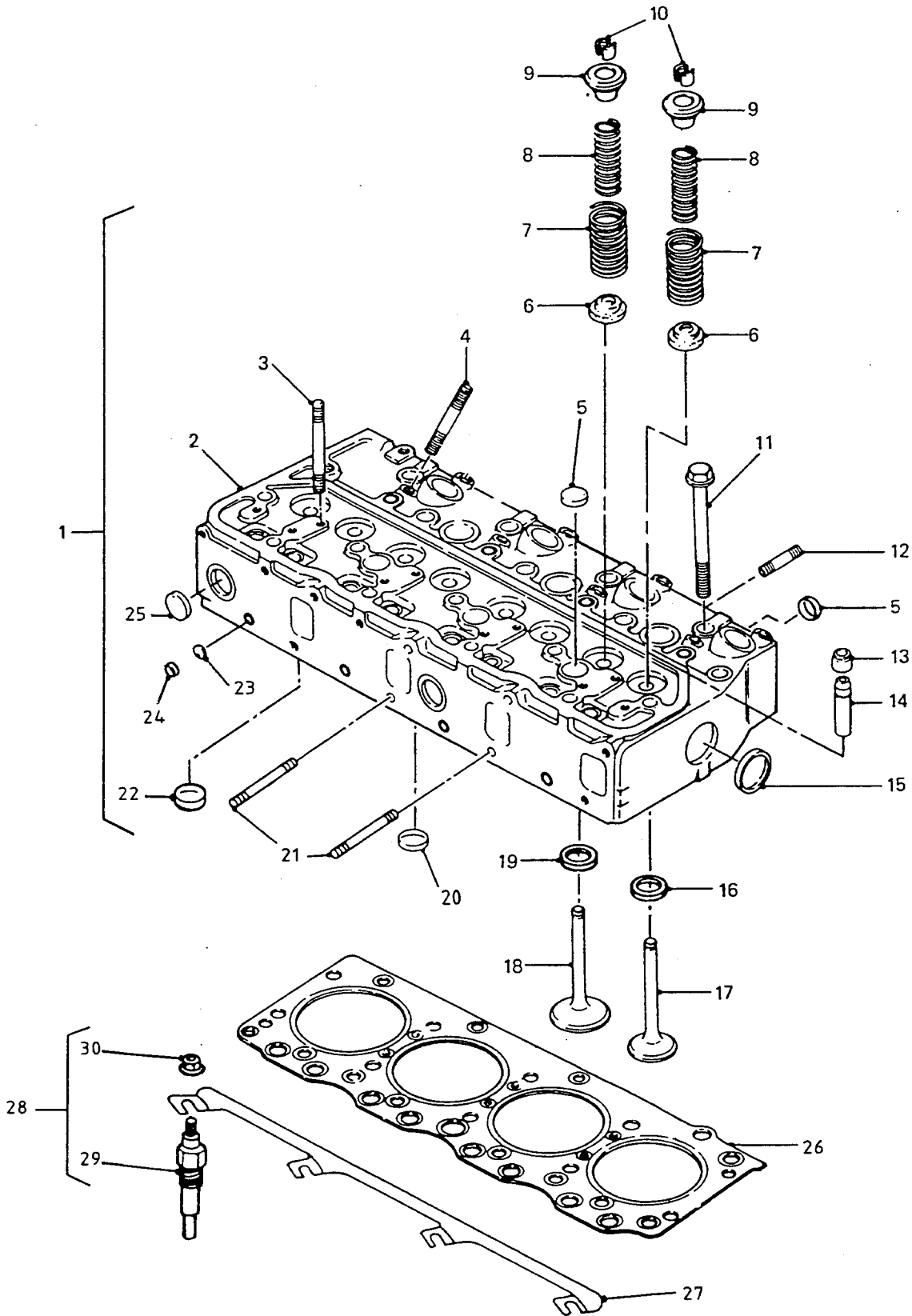


CYLINDER HEAD ASSEMBLY AND GLOW PLUGS

GROUP AB
 TITLE CYLINDER HEAD ASSEMBLY AND GLOW PLUGS

ITEM NO	DESIGNATION	NSN MANUFACTURER CODE/PART NO SUPPLIER CODE/PART NO	NO	U	E	L*
			OFF	O	X	M*
			I	P		H*
011	BOLT, ASSEMBLED WASHER ISO METRIC, STEEL, 12.0 MM BY 1.5 MM THD, 128.5 MM O/A LG, 17 MM HEAD, CAPTIVE FLAT WASHER	5306 66-128-5413 S0226/8943674380 Z5394/8943674380	12EA		X	MH
901	BOLT, ASSEMBLED WASHER ISO METRIC, STEEL, 12.0 MM BY 1.5 MM THD, 115.5 MM O/A LG, 17 MM HEAD, CAPTIVE FLAT WASHER	5306 66-128-5414 S0226/8943674370 Z5394/8943674370	4EA		X	MH
902	BOLT, CYLINDER HEAD SPECIAL, W/CAPTIVE WASHER	5306 66-128-5415 S0226/8943674360 Z5394/8943674360	2EA		X	MH
012	STUD, PLAIN INLET MANIFOLD, M8 X 1.25 MM THREAD BOTH ENDS, 74 MM LG (ALSO PART OF AB 001)	5307 66-128-5416 S0226/5141290052 Z5394/5141290052	8EA		X	LMH
013	PACKING WITH RETAINER VALVE GUIDE SEAL, USE ON ENGINES BUILT AFTER NOV 1994 (ALSO PART OF AB 001)	5330 66-144-6700 S0226/8971201670 Z5394/8971201670	8EA		X	MH
903	PACKING WITH RETAINER VALVE GUIDE SEAT, USED ON ENGINES BUILT BEFORE NOV 1994 (ALSO PART OF AB 001)	5330 66-128-4482 S0226/1125690150 Z5394/1125690150	8EA		X	MH
014	GUIDE, VALVE STEM INLET AND EXHAUST (ALSO PART OF AB 002)	2815 66-128-4687 S0226/5117210010 Z5394/5117210010	8EA		X	MH
015	PLUG, EXPANSION 45 MM OD, 9 MM DEPTH, 10 MM WALL THICKNESS, STEEL, CADMIUM PLATED (ALSO PART OF AB 002)	5340 66-128-5789 S0226/1096000051 Z5394/1096000051	1EA		X	MH
016	SEAT, VALVE EXHAUST, O/A STEEL, ANGULAR SEATING SURFACE (ALSO PART OF AB 002)	4820 66-128-5417 S0226/5117110280 Z5394/5117110280	4EA		X	MH
017	VALVE, POPPET, ENGINE EXHAUST (ALSO PART OF AB 001)	2815 66-128-5418 S0226/8943331140 Z5394/8943331140	4EA		A	MH
018	VALVE, POPPET, ENGINE INLET (ALSO PART OF AB 001)	2815 66-128-5419 S0226/8944619570 Z5394/8944619570	4EA		A	MH

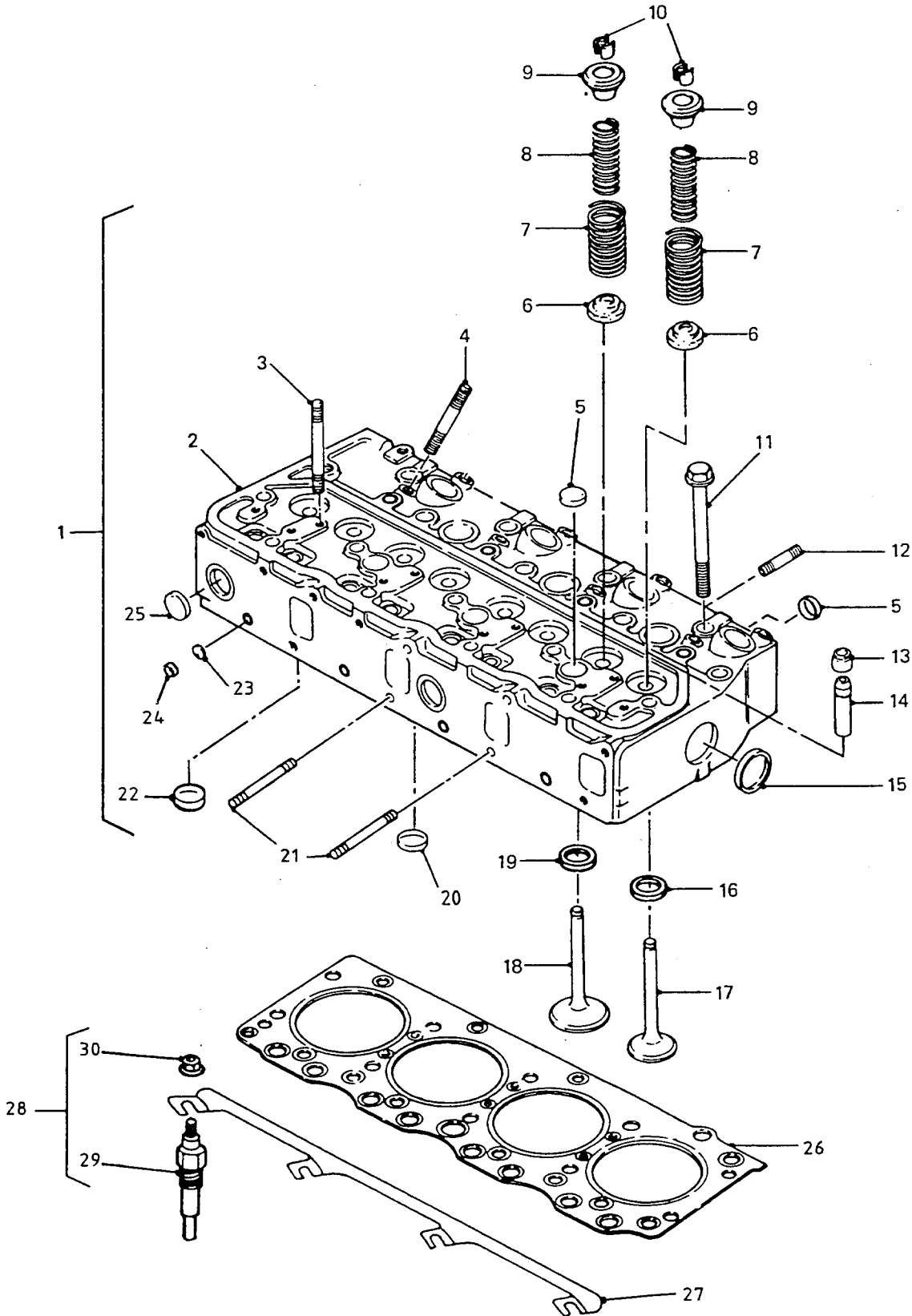
* GRADE OF REPAIR (LIGHT, MEDIUM OR HEAVY)



CYLINDER HEAD ASSEMBLY AND GLOW PLUGS

GROUP AB
 TITLE CYLINDER HEAD ASSEMBLY AND GLOW PLUGS

ITEM NO	DESIGNATION	NSN MANUFACTURER CODE/PART NO SUPPLIER CODE/PART NO	NO	U	E	L*
			OFF	O	X	M*
			I	P	H	H*
019	SEAT, VALVE INLET (LATE TYPE, ALSO PART OF AB 002)	4820 66-144-6264 S0226/8970376860 Z5349/8970376860	4EA		A	MH
904	SEAT, VALVE INLET, O/A STEEL, ANGULAR SEATING SURFACE SHAPE (EARLY TYPE, ALSO PART OF AB 002)	4820 66-128-5420 S0226/1117150340 S0226/1117150340	4EA		X	MH
020	PLUG, EXPANSION (ALSO PART OF AB 002)	5340 66-128-4986 S0226/8970363351 Z5394/8970363351	4EA		X	MH
021	STUD, PLAIN EXHAUST MANIFOLD (ALSO PART OF AB 001)	5307 66-128-5421 S0226/9041308400 Z5394/9041308400	4EA		X	LMH
022	PLUG, EXPANSION (ALSO PART OF AB 002)	5340 66-128-4490 S0226/9111291280 Z5394/9111291280	2EA		X	MH
023	PLUG, PLATE, DRILLED PASSAGE STEEL, CONCAVE, 12.0 MM OD, 1.5 MM THK (ALSO PART OF AB 002)	5340 66-128-4488 S0226/9096600340 Z5394/9096600340	4EA		X	MH
024	CUP, SEALING, WATER JET STEEL, 13.0 MM O/DIA. 1.5 MM THK, 4.0 MM H	5340 66-128-4489 S0226/9111296010 Z5394/9111296010	4EA		X	MH
025	PLUG, EXPANSION (ALSO PART OF AB 002)	5340 66-128-4961 S0226/1096000121 Z5394/1096000121	2EA		X	MH
026	GASKET CYLINDER HEAD	5330 66-128-4586 S0226/8941458390 Z5394/8941458390	1EA		X	MH
027	CONNECTOR, GLOWPLUG COPPER, TINNED FINISH, RUBBER SHEATH, 4 CONTACTS	5935 66-128-5030 S0226/5197320020 Z5394/5197320020	1EA		X	LMH
028	GLOW PLUG (INCLUDES AB 029 AND AB 030)	2920 66-128-4288 S0226/5814100234 Z5394/5814100234	4EA		X	LMH
029	PLUG, GLOW (USE AB 028)	/NIL /NIL	1			



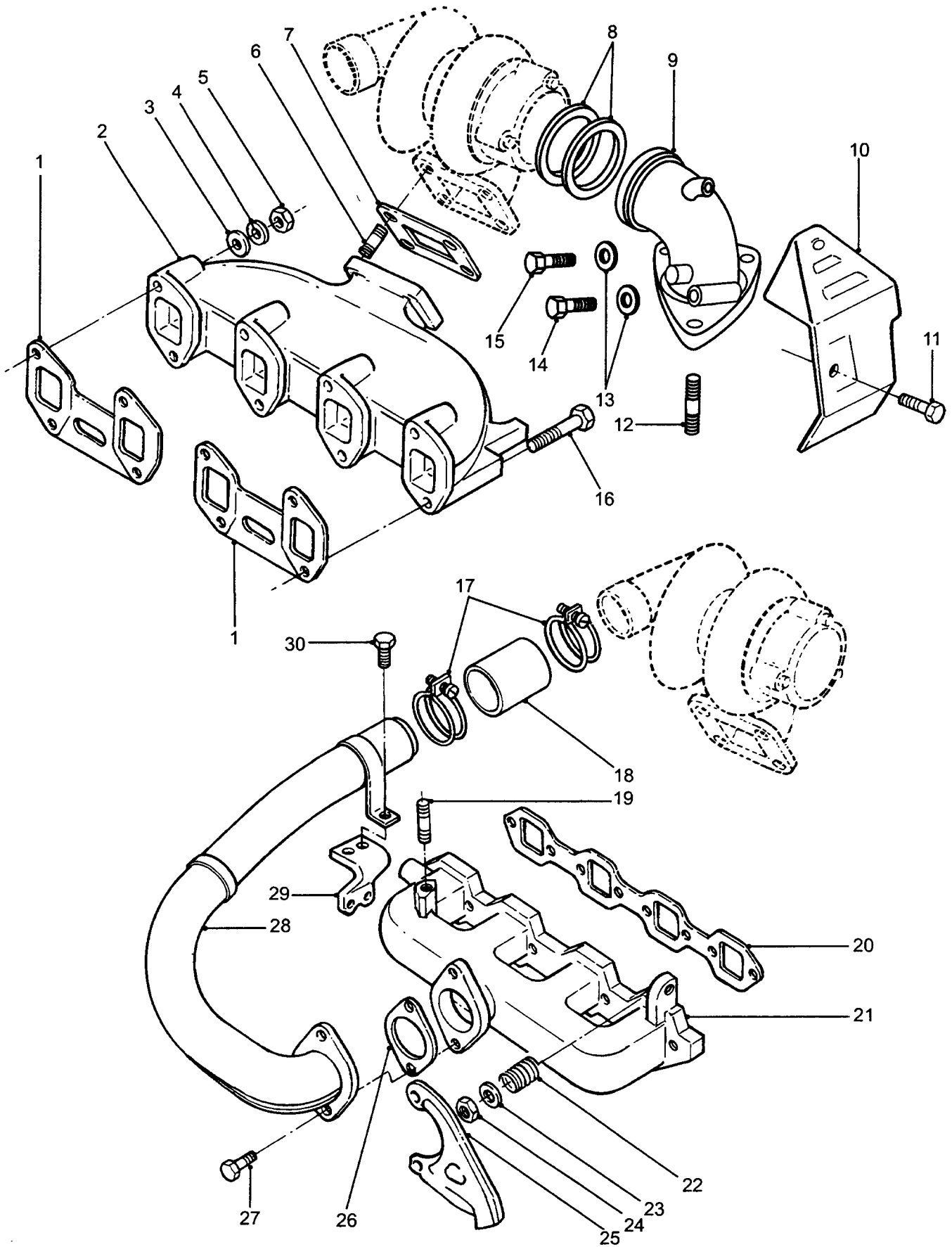
CYLINDER HEAD ASSEMBLY AND GLOW PLUGS

GROUP
TITLE

AB
CYLINDER HEAD ASSEMBLY AND GLOW PLUGS

ITEM NO	DESIGNATION	NSN MANUFACTURER CODE/PART NO SUPPLIER CODE/PART NO	NO OFF	U O I	E X P	L* M* H*
030	NUT, HEX., FLANGED HEAD, STEEL, ANODISED, 4 MM DIA, 8 MM A/F, 5 MM HD THK, 11 MM FLANGE ID (USE AB 028)	/NIL /NIL	1			

* GRADE OF REPAIR (LIGHT, MEDIUM OR HEAVY)

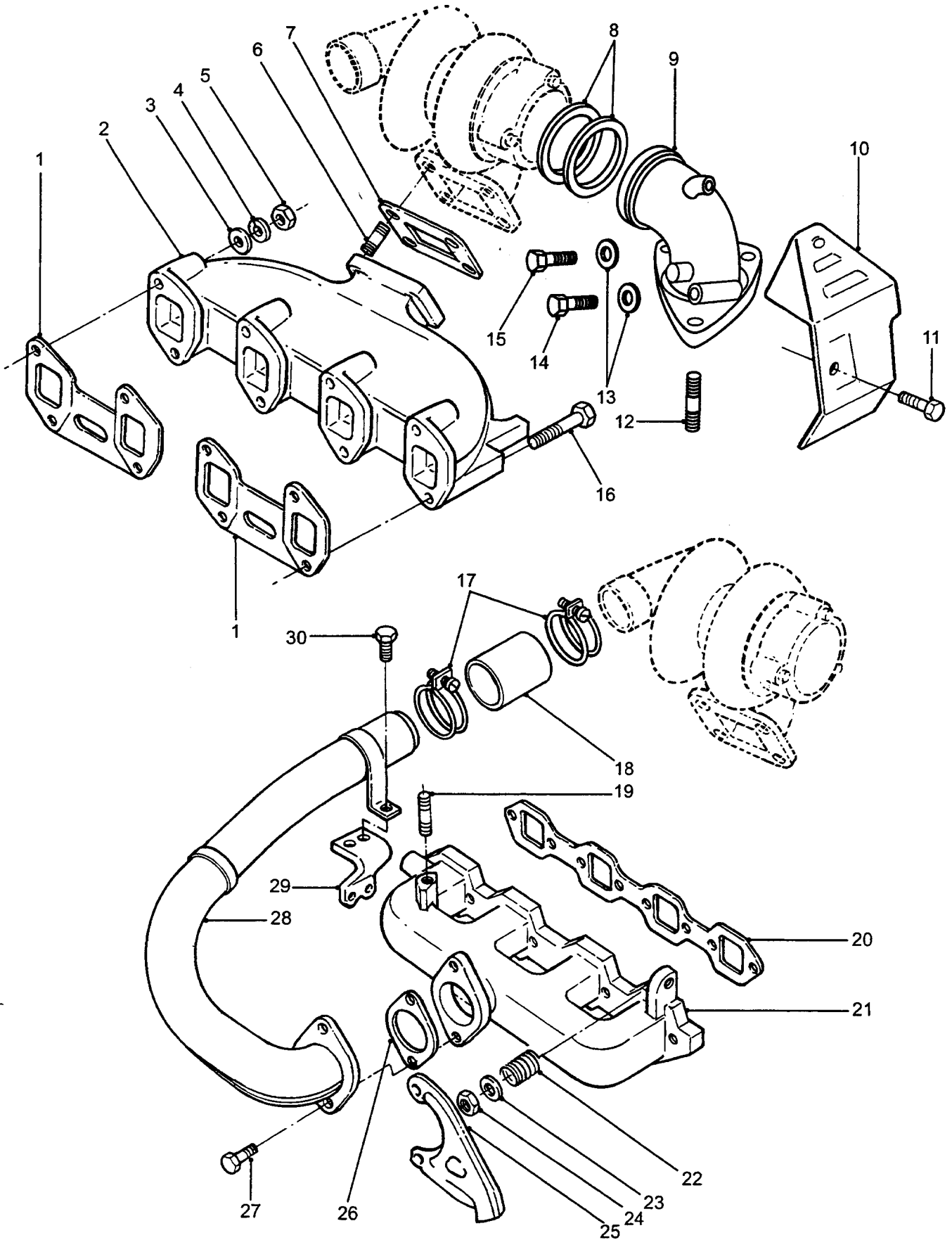


MANIFOLDS, INTAKE AND EXHAUST

GROUP ABA
 TITLE MANIFOLDS, INTAKE AND EXHAUST

ITEM NO	DESIGNATION	NSN MANUFACTURER CODE/PART NO SUPPLIER CODE/PART NO	NO	U	E	L*
			OFF	O	X	M*
			I	P	H*	
001	GASKET EXHAUST MANIFOLD	5330 66-128-5409 S0226/8944046100 Z5394/8944046100	2EA		X	LMH
002	MANIFOLD, EXHAUST CAST IRON, 8 BOLT HOLES, 4 INLET HOLE S, 1 OUTLET HOLES, PERENTIE 6X6 FAMILY OF VEHICLES	2815 66-128-5422 S0226/8944188870 Z5394/8944188870	1EA		A	LMH
003	WASHER, FLAT STEEL, RD, 80. MM BOLT SIZE, 18 MM OD, EXHAUST MANIFOLD WASHER	5310 66-128-5423 S0226/9091646080 Z5394/9091646080	4EA		X	LMH
004	WASHER, LOCK STEEL, SPLIT HELICAL-RIGHT HAND, 8.0 MM ID, 15.4 MM OD, 2.0 MM THK	5310 66-128-4420 S0226/9091505080 Z5394/9091505080	4EA		X	LMH
005	NUT, PLAIN, HEXAGON ISO M, STEEL, 8 MM-1.25 MM THD, 12 MM W A/F, 6 MM H O/A	5310 66-128-4421 S0226/9091104080 Z5394/9091104080	4EA		X	LMH
006	STUD, PLAIN ISO M, 10 MM BY 1.5 MM PITCH BOTH ENDS, TURBOCHARGER TO EXHAUST MANIFOLD	5307 66-128-5424 S0226/9047310250 Z5394/9047310250	4EA		X	LMH
007	GASKET ADAPTOR EXHAUST TO TURBO	5330 66-128-6444 S0226/8944230430 Z5394/8944230430	1EA		X	LMH
008	SLEEVE, SEAL, COUPLER EXHAUST ADAPTER	5330 66-144-6266 S0226/8944230151 Z5394/8944230151	2EA		X	LMH
009	ADAPTOR, EXHAUST TURBOCHARGER OUTLET TO EXHAUST PIPE	2815 66-128-5425 S0226/8944222021 Z5394/8944222021	1EA		A	LMH
010	HEAT SHIELD HEAT SHIELD, EXHAUST ADAPTOR	2990 66-128-5429 Z5394/AYG478 Z5394/AYG478	1EA		X	LMH
011	BOLT, ASSEMBLED WASHER ISO METRIC, STEEL, 8 MM BY 1.25 MM PITCH, 12 MM LG O/A, 12 MM HD, CAPTIVE SPRING WASHER	5306 66-128-5430 S0226/9019008120 Z5394/9019008120	3EA		X	LMH
012	STUD, PLAIN M10, 1.25 MM PITCH, 38 MM LG, STEEL	5307 66-144-6262 S0226/8970775490 Z5394/8970775490	3EA		X	LMH
013	WASHER, FLAT STEEL, RD, 8.0 MM ID, 18.0 MM OD, EXHAUST ADAPTOR	5310 66-128-5426 S0226/8941745370 Z5394/8941745370	2EA		X	LMH

* GRADE OF REPAIR (LIGHT, MEDIUM OR HEAVY)

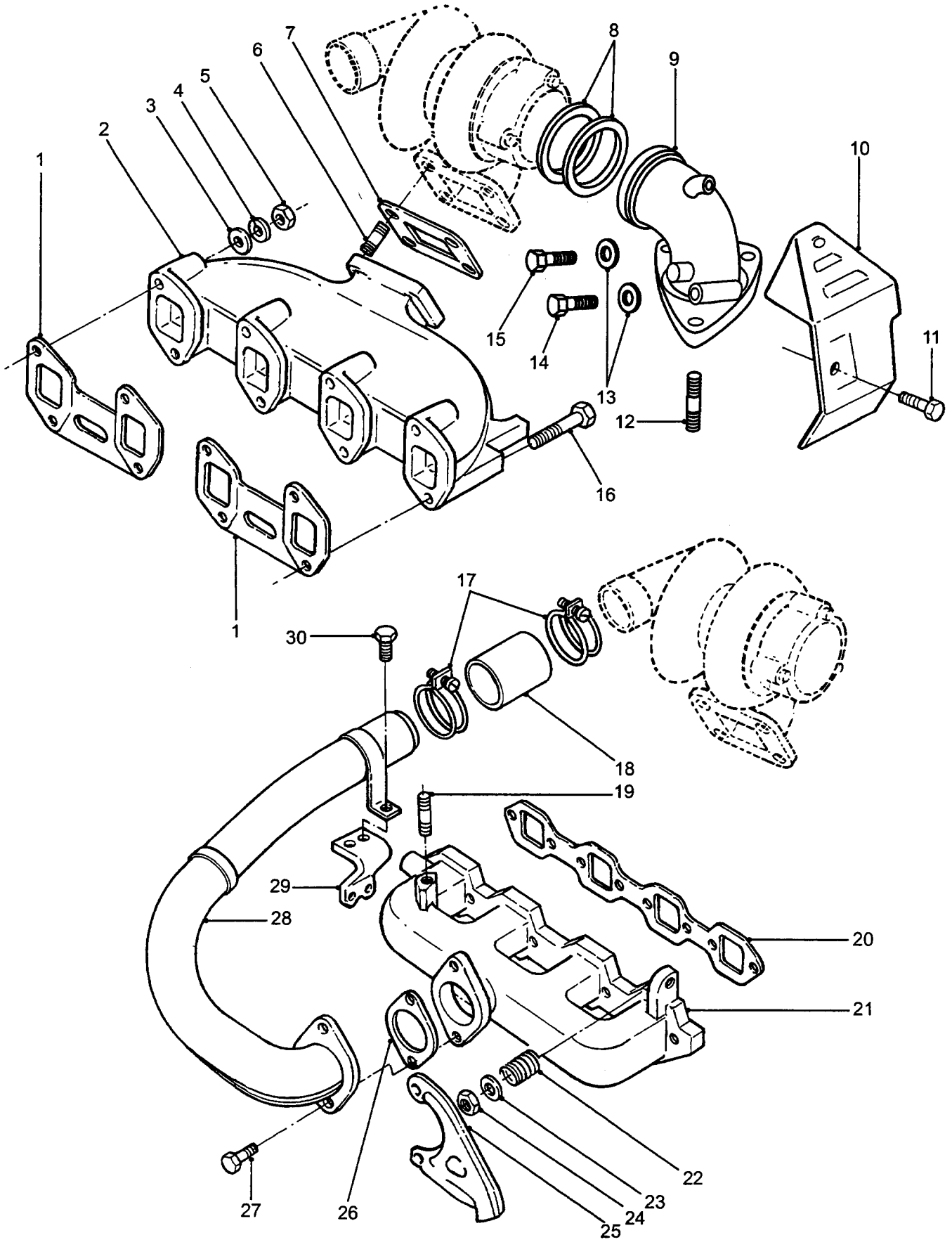


MANIFOLDS, INTAKE AND EXHAUST

GROUP ABA
 TITLE MANIFOLDS, INTAKE AND EXHAUST

ITEM NO	DESIGNATION	NSN MANUFACTURER CODE/PART NO SUPPLIER CODE/PART NO	NO	U	R	L*
			OFF	O	X	M*
			I	P	H	H*
014	BOLT, MACHINE STAINLESS STEEL, ISO METRIC 8 MM BY 1.25 MM PITCH, 72 MM LG	5306 66-128-5428 S0226/1090002860 Z5394/1090002860	1EA		X	LMH
015	BOLT, MACHINE, ISO METRIC, 8 MM	5306 66-128-5427 S0226/8944492460 Z5394/8944492460	1EA		X	LMH
016	BOLT, ASSEMBLED WASHER ISO METRIC, STEEL, 8 MM BY 1.25 MM PITCH, 42 MM LG	5306 66-144-3182 S0226/8943676390 Z5394/8943676390	4EA		X	LMH
017	CLAMP, HOSE TURBOCHARGER TO INLET PIPE HOSE	4730 66-128-5432 S0226/8943169910 Z5394/8943169910	2EA		X	LMH
018	HOSE, PREFORMED SYNTHETIC RUBBER, TURBO TO INLET PIPE	4720 66-128-5433 S0226/8943662510 Z5394/8943662510	1EA		X	LMH
019	STUD, PLAIN ISO METRIC, STEEL, 6 MM BY 1 MM PITCH, 24 MM O/A LG	5307 66-128-5434 S0226/9041106160 Z5394/9041106160	1EA		X	LMH
020	GASKET STEEL, NEOPRENE COVERED, 450 MM LG O/A	5330 66-128-4582 S0226/8944559110 Z5394/8944559110	1EA		X	LMH
021	MANIFOLD, INTAKE DIESEL, PERENTIE 6X6 FAMILY OF VEHICLES	2815 66-128-5435 S0226/8941473971 Z5394/8941473971	1EA		A	LMH
022	SPRING, HELICAL, COMPRESSION INLET MANIFOLD	5360 66-128-5436 S0226/5095801050 Z5394/5095801050	8EA		X	LMH
023	WASHER, FLAT STEEL, RD, 12 MM BOLT SIZE, 22 MM OD, 2 MM THK	5310 66-128-5437 S0226/9091645120 Z5394/9091645120	8EA		X	LMH
024	NUT, PLAIN, HEXAGON 8 MM BY 1.25 MM PITCH	5310 66-128-5471 S0226/5141290110 Z5394/5141290110	8EA		X	LMH
025	BRACKET, FUEL CUT OUT ATTACHED TO INTAKE MANIFOLD	5340 66-128-5472 S0226/8943378560 Z5394/8943378560	1EA		X	LMH
026	GASKET	5330 66-128-4450 S0226/8943286740 Z5394/8943286740	1EA		X	LMH
027	BOLT, MACHINE ISO M, STEEL, HEX HD, 10 MM-1.5 MM THD, 25 MM THD LG, 35 MM LG O/A	5306 66-128-4425 S0226/0501510450 Z5394/0501510450	2EA		X	LMH

* GRADE OF REPAIR (LIGHT, MEDIUM OR HEAVY)

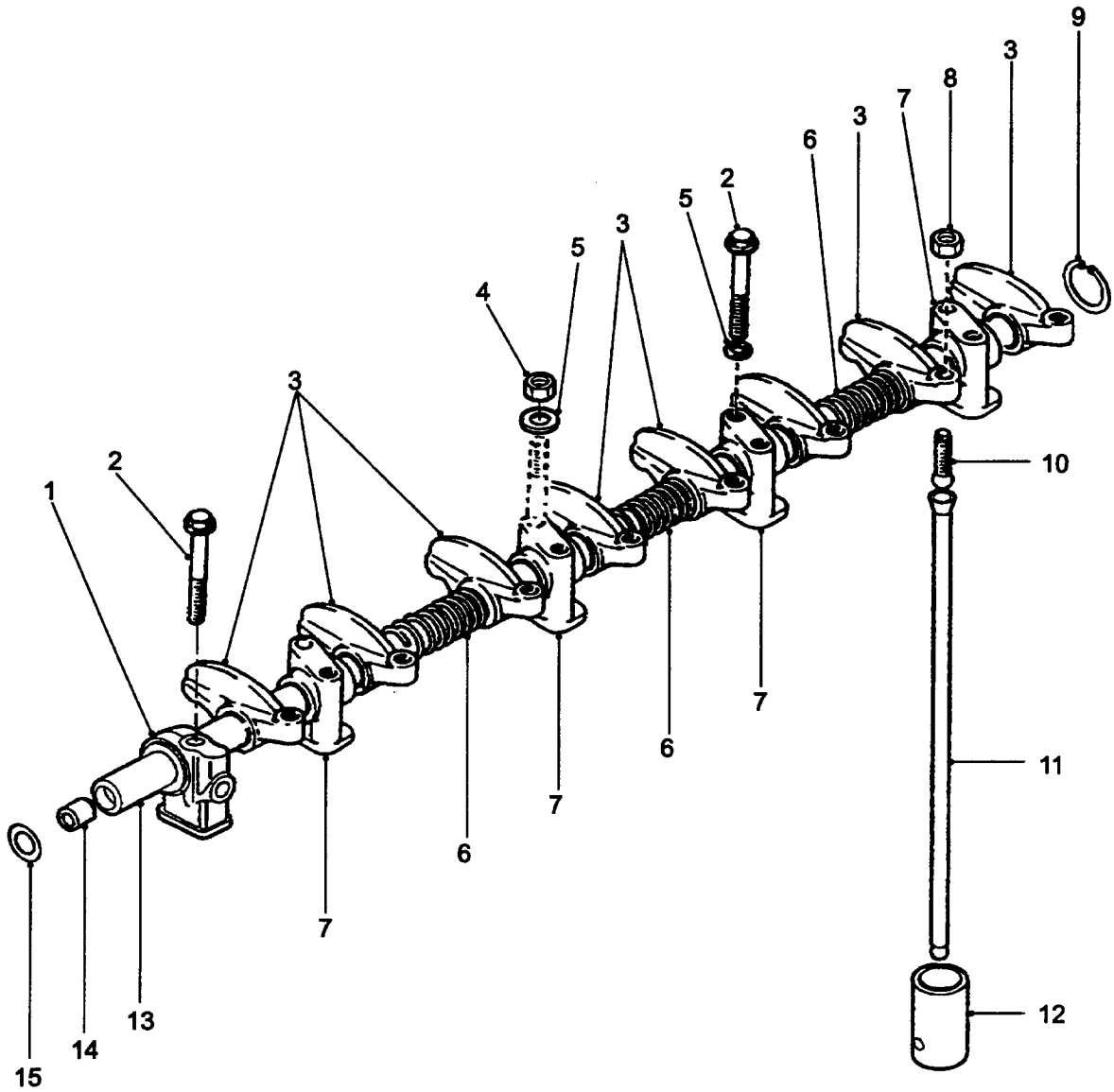


MANIFOLDS, INTAKE AND EXHAUST

GROUP ABA
TITLE MANIFOLDS, INTAKE AND EXHAUST

ITEM NO	DESIGNATION	NSN MANUFACTURER CODE/PART NO SUPPLIER CODE/PART NO	NO	U	E	L*
			OFF	O	X	M*
			I	P	H*	
028	PIPE, INLET STEEL, TURBOCHARGER TO INTAKE MANIFOLD	2815 66-128-5474 S0226/8944360791 Z5394/8944360791	1EA		X	LMH
029	BRACKET, MOUNTING STEEL, INLET PIPE	5340 66-128-5475 S0226/8943813520 Z5394/8943813520	1EA		X	LMH
030	BOLT, MACHINE ISO METRIC, STEEL, HEX HD, 8 MM BY 16 MM LG, W/WASHER	5306 66-128-4959 S0226/0500408160 Z5394/0500408160	2EA		X	LMH

* GRADE OF REPAIR (LIGHT, MEDIUM OR HEAVY)

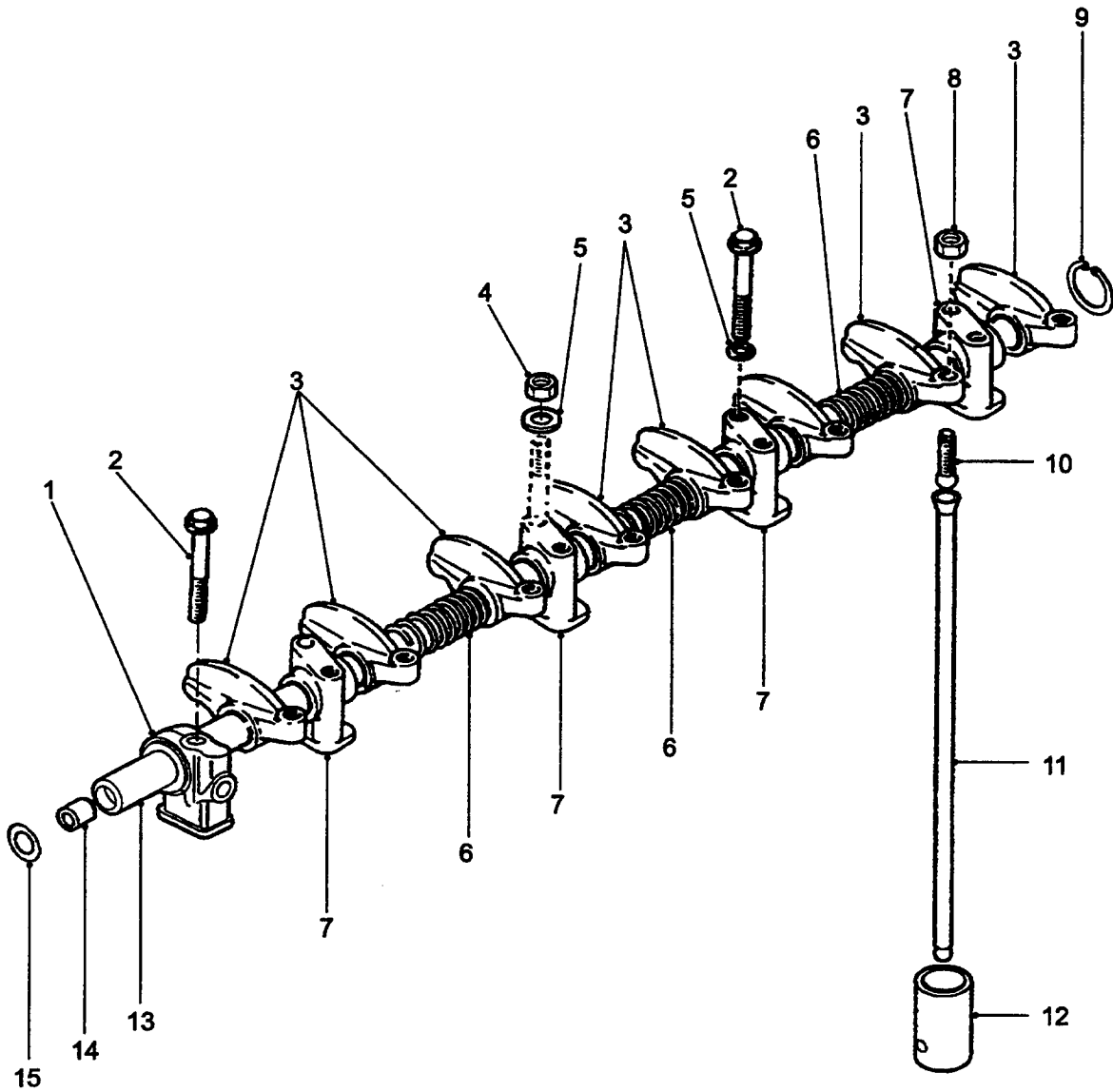


**VALVE LIFTING GEAR
AND ROCKERS**

GROUP ABB
 TITLE VALVE LIFTING GEAR AND ROCKERS

ITEM NO	DESIGNATION	NSN MANUFACTURER CODE/PART NO SUPPLIER CODE/PART NO	NO	U	E	L*
				OFF	O	X
				I	P	H*
001	BRACKET, FRONT ROCKER ARM	S0226/5126280120 Z5394/5126280120	1			
002	BOLT, MACHINE ISO M, STEEL, HEX HD, 8 MM-1.25 MM THD, 24 MM LG THD, 71 MM LG O/A, 14 MM W A/F, 5.5 MM THK HD	5306 66-128-4415 S0226/9029508650 Z5394/9029508650	6	EA	X	MH
003	ARM ASSEMBLY, ROCKER (INCLUDES ABB 901)	S0226/1126111820 Z5394/1126111820	8			
901	BUSH (USE ABB 003)	/NIL /NIL	8			
004	NUT, PLAIN, HEXAGON ISO M, STEEL, 8 MM-1.25 MM THD, 12 MM W A/F, 6.5 MM THK	5310 66-128-4412 S0226/1094001160 Z5394/1094001160	3	EA	X	MH
005	WASHER, FLAT STEEL, RD, 8 MM BOLT SIZE, 16 MM OD, 1.6 MM THK	5310 66-128-4413 S0226/9419275 Z5394/9419275	9	EA	X	MH
006	SPRING, ROCKER ARM SHAFT, BLACK FINISH, SINGLE COIL, COMPRESSION TYPE, 8 COILS, 69 MM FREE LG, 1.5 MM WIRE THK	S0226/1095803350 Z5394/1095803350	3			
007	BRACKET, ROCKER ARM, INTERMEDIATE	S0226/9126281050 Z5394/9126281050	4			
008	NUT, PLAIN, HEXAGON ISO M, STEEL, 8 MM-1.5 MM THD, 12 MM W A/F, 5 MM THK	5310 66-128-4414 S0226/0831000083 Z5394/0831000083	8	EA	X	LMH
009	RING, SNAP, ROCKER SHAFT, REAR END, EXTERNAL CONTRACTING, BLACK FINISH, 22 MM ID, 1 MM THK	S0226/9091800190 Z5394/9091800190	1			
010	SCREW, ADJUSTING, STEEL, SLOTTED ONE END, BLACK FINISH, 34 MM LG, 26 MM THD LG, 9.5 MM HD DIA	S0226/9126160420 Z5394/9126160420	8			
011	ROD, PUSH	S0226/1125750360 Z5394/1125750360	8			

* GRADE OF REPAIR (LIGHT, MEDIUM OR HEAVY)

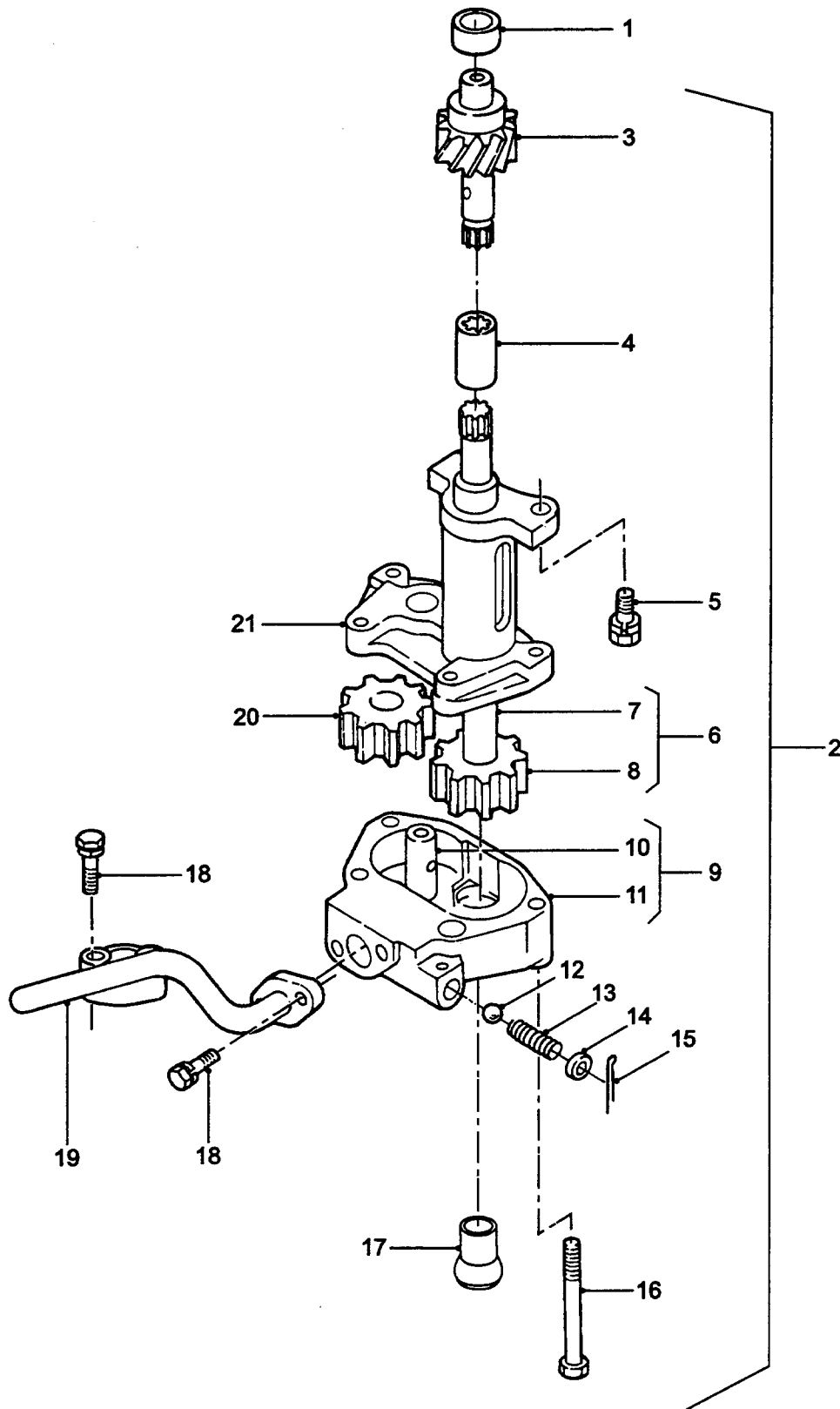


**VALVE LIFTING GEAR
AND ROCKERS**

GROUP **ABB**
TITLE **VALVE LIFTING GEAR AND ROCKERS**

ITEM NO	DESIGNATION	NSN MANUFACTURER CODE/PART NO SUPPLIER CODE/PART NO	NO	U	E	L*
			OFF	O	X	M*
				I	P	H*
012	TAPPET	S0226/8943662771 Z5394/8943662771	8			
013	SHAFT, ROCKER ARM	S0226/8941295510 Z5394/8941295510	1			
014	PLUG, ROCKER ARM, 11.5 MM DIA, 5 MM DEPTH, 1 MM THK	S0226/9126260050 Z5394/9126260050	2			
015	'O' RING, BLACK SYNTHETIC RUBBER, 18 MM ID, 2.5 MM THK	S0226/5096230600 Z5394/5096230600	1			

* GRADE OF REPAIR (LIGHT, MEDIUM OR HEAVY)



OIL PUMP ASSEMBLY

GROUP AC
 TITLE OIL PUMP ASSEMBLY

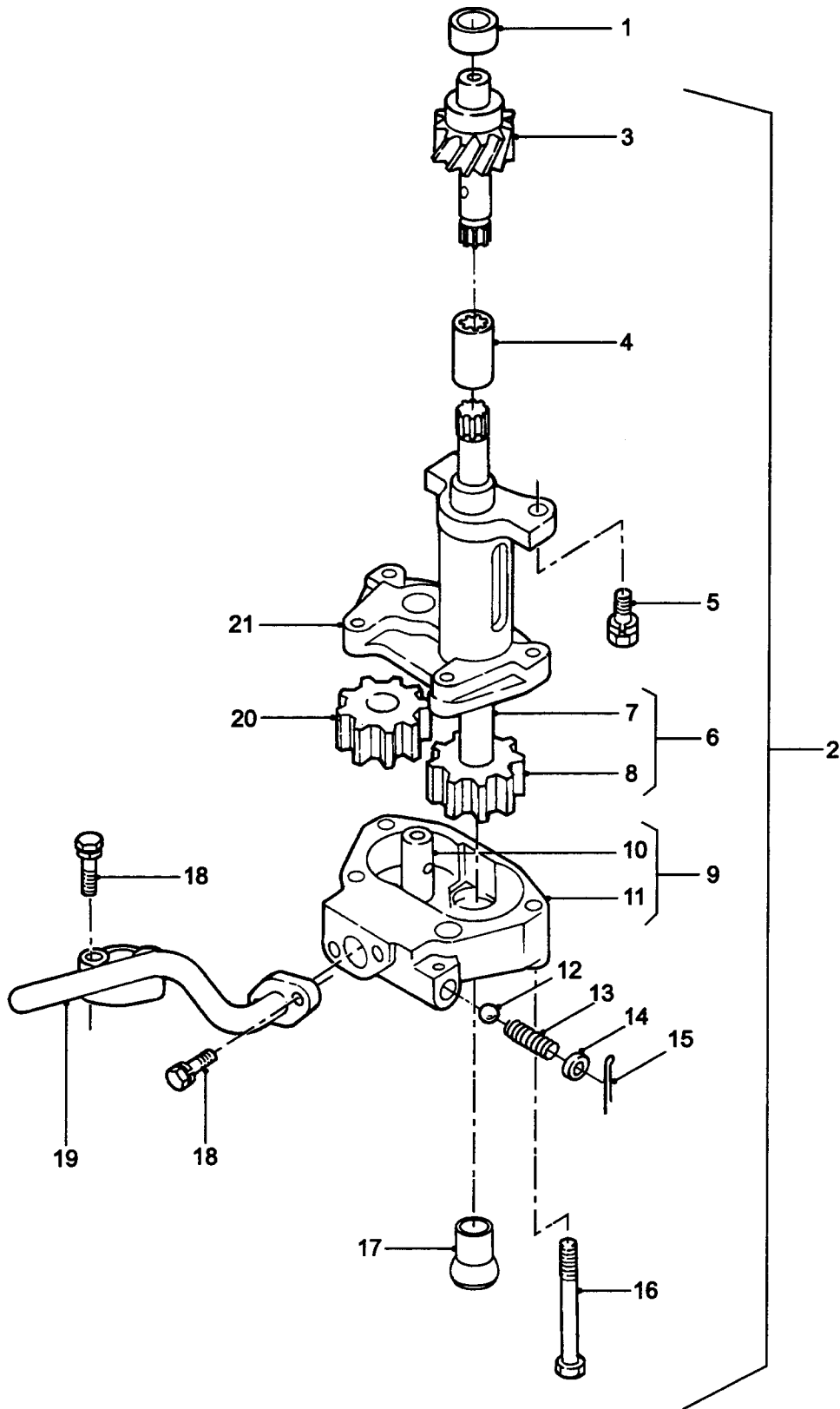
ITEM NO	DESIGNATION	NSN MANUFACTURER CODE/PART NO SUPPLIER CODE/PART NO	NO	U	E	L*
			OFF	O	X	M*
			I	P	H*	
001	SPACER, SLEEVE OIL PUMP DRIVE PINION	5365 66-128-5477 S0226/9131190100 Z5394/9131190100	1EA		X	MH
002	OIL PUMP ASSEMBLY, ENGINE GEAR DRIVEN, W/GAUZE SUCTION STRAINER GEAR TYPE PUMP C/W RELIEF VALVE, PERENTIE 6X6 FAMILY OF VEHICLES (INCLUDES AC 003, AC 004, AC 006 TO AC 017, AC 020 AND AC 021)	2815 66-128-5476 S0226/8943662410 Z5394/8943662410	1EA		A	MH
003	GEARSHAFT, HELICAL OIL PUMP DRIVE	3040 66-128-5478 S0226/1131280180 Z5394/1131280180	1EA		X	MH
004	COUPLING, SHAFT, RIGID PINION TO SHAFT	3010 66-128-5479 S0226/1131230160 Z5394/1131230160	1EA		X	MH
005	BOLT, MACHINE ISO METRIC, STEEL, HEX HD, 10 MM BY 25 MM LG	5306 66-128-4572 S0226/0500410250 Z5394/0500410250	2EA		X	MH
006	GEAR AND SHAFT ASSEMBLY, OIL PUMP STEEL, SPLINED ONE END, GEAR ATTACHED ON THE OTHER (INCLUDES AC 007 AND AC 008)	3040 66-128-5480 S0226/8941635940 Z5394/8941635940	1EA		X	MH
007	SHAFT (USE AC 006)	/NIL /NIL	1			
008	GEAR, DRIVING (USE AC 006)	/NIL /NIL	1			
009	HOUSING, LIQUID PUMP RELIEF VALVE AND PUMP GEARS ENCASED (INCLUDES AC 010 AND AC 011)	4320 66-128-5482 S0226/8941635970 Z5394/8941635970	1EA		X	MH
010	SHAFT, DRIVEN ASSEMBLY (USE AC 009)	/NIL /NIL	1			
011	COVER (USE AC 009)	/NIL /NIL	1			
012	BALL, OIL RELIEF VALVE STEEL	2815 66-128-5483 S0226/5098430030 Z5394/5098430030	1EA		X	MH

ISSUE NO: 3

REPAIR PARTS SCALE: 02185

PAGE NO: 25

* GRADE OF REPAIR (LIGHT, MEDIUM OR HEAVY)

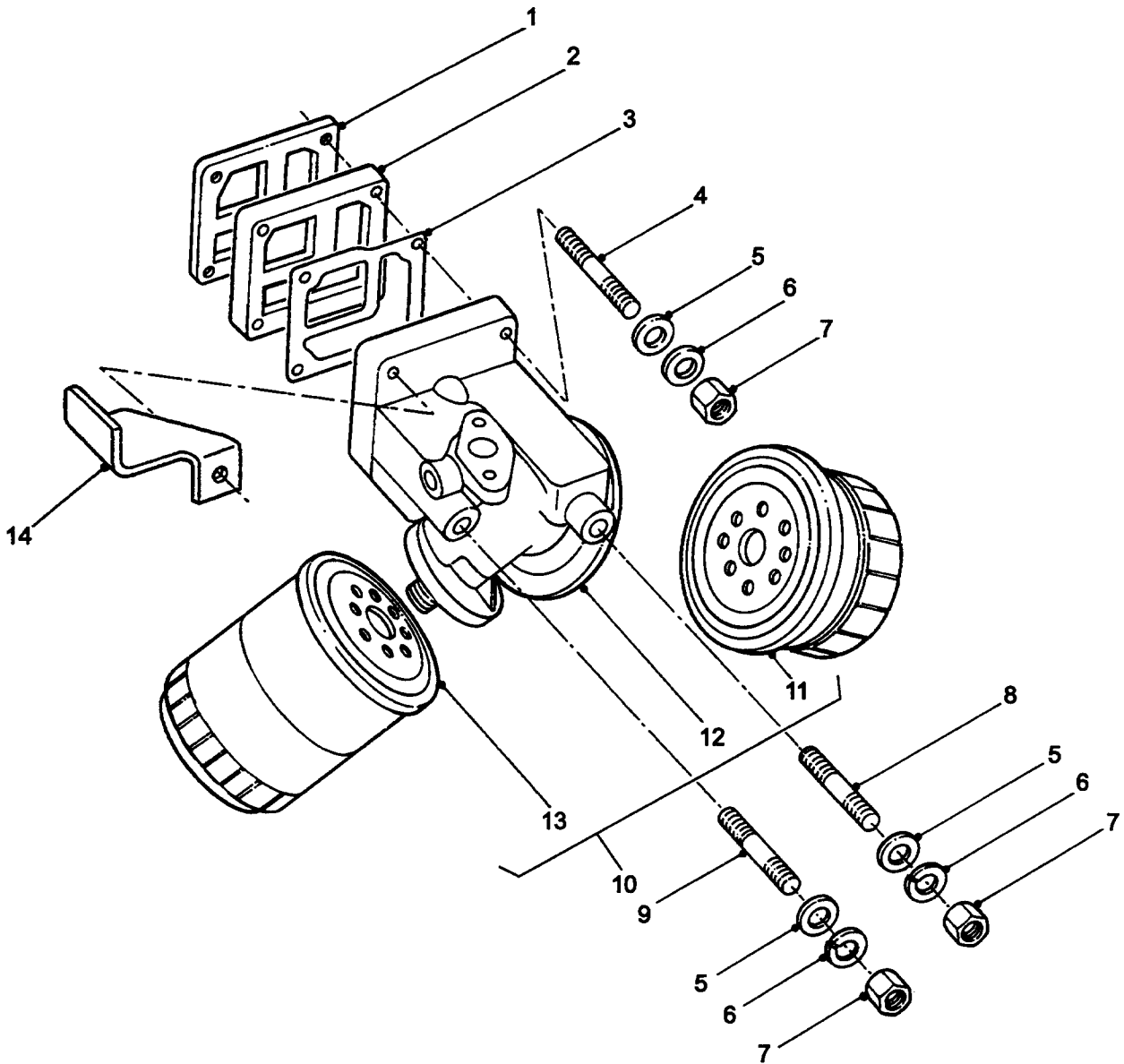


OIL PUMP ASSEMBLY

GROUP AC
 TITLE OIL PUMP ASSEMBLY

ITEM NO	DESIGNATION	NSN MANUFACTURER CODE/PART NO SUPPLIER CODE/PART NO	NO	U	E	L*
			OFF	O	X	M*
			I	P	H*	
013	SPRING, HELICAL, COMPRESSION OIL PRESSURE RELIEF VALVE	5360 66-128-5484 S0226/5095800980 Z5394/5095800980	1EA		X	MH
014	SEAT, HELICAL COMPRESSION SPRING STEEL, OIL PRESSURE RELIEF VALVE ITEM	5340 66-128-5485 S0226/5131650040 Z5394/5131650040	1EA		X	MH
015	PIN, COTTER SPLIT, STEEL	5315 66-128-4996 S0226/9081140300 Z5394/9081140300	1EA		X	MH
016	BOLT, MACHINE OIL PUMP COVER TO BODY (LATE TYPE)	5306 66-144-6258 S0226/8943445910 Z5394/8943445910	4EA		X	MH
901	BOLT, MACHINE OIL PUMP COVER TO BODY (EARLY TYPE)	5306 66-128-5511 S0226/8943116470 S0226/8943116470	4EA		X	MH
017	PIPE, SUCTION INTAKE OIL PUMP	2815 66-128-5509 S0226/1131400790 Z5394/1131400790	1EA		X	MH
018	BOLT, ASSEMBLED WASHER STEEL, ISO METRIC, 8 MM BY 1.25 MM PITCH, 45 MM O/A LG	5306 66-128-5514 S0226/0501408450 Z5394/0501408450	4EA		X	MH
019	PIPE, OIL PUMP TO BODY STEEL, FLANGED BOTH ENDS	2815 66-128-5515 S0226/8941310601 Z5394/8941310601	1EA		X	MH
020	GEAR, SPUR OIL PUMP (ALSO PART OF AC 002)	3020 66-128-5481 S0226/8941635950 Z5394/8941635950	1EA		X	MH
021	BODY, UPPER (USE AC 002)	/NIL /NIL	1			

* GRADE OF REPAIR (LIGHT, MEDIUM OR HEAVY)

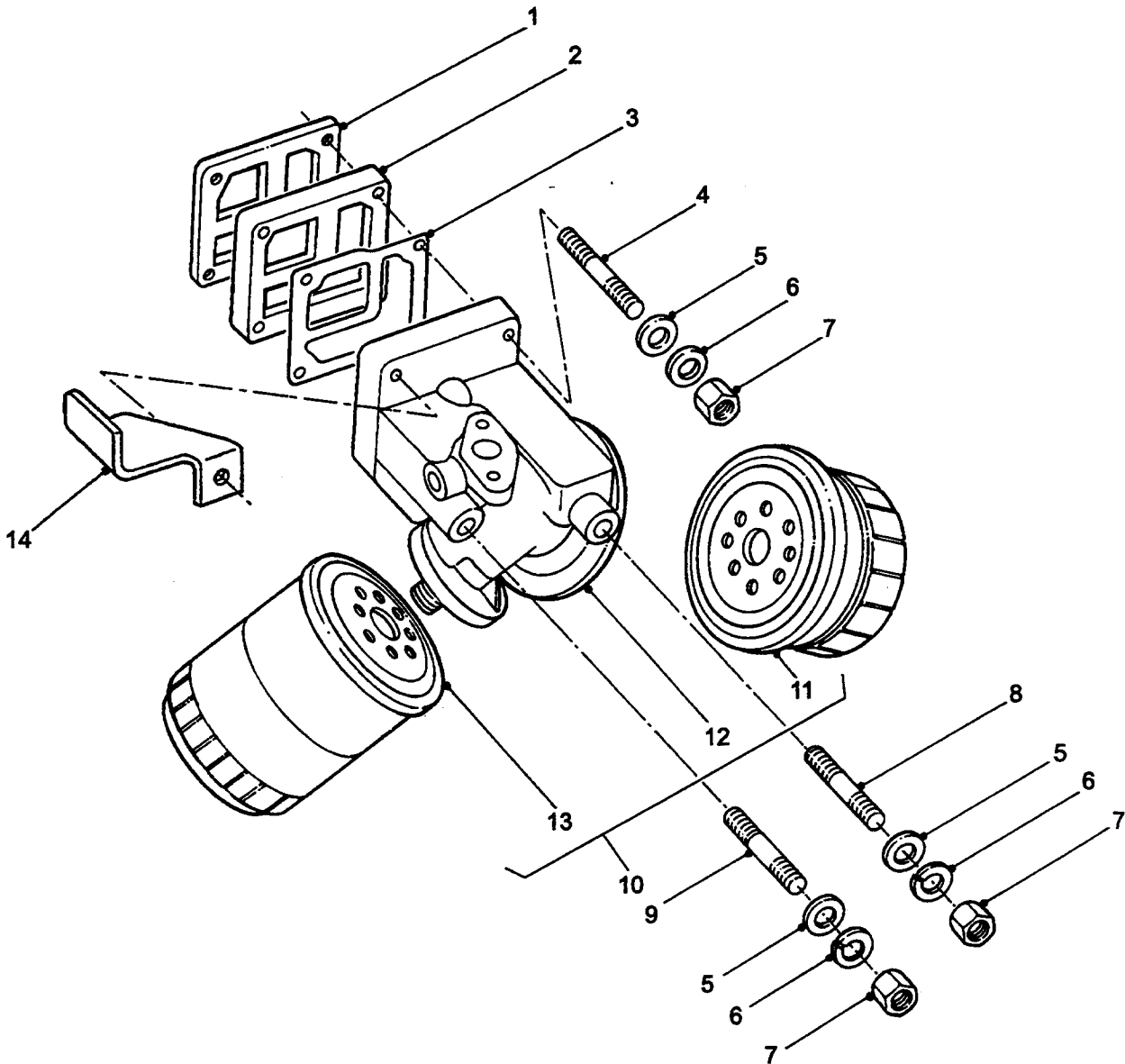


OIL FILTERS AND FITTINGS

GROUP ACB
 TITLE OIL FILTERS AND FITTINGS

ITEM NO	DESIGNATION	NSN MANUFACTURER CODE/PART NO SUPPLIER CODE/PART NO	NO	U	E	L*
			OFF	O	X	M*
			I	P		H*
001	GASKET OIL FILTER SPACER TO ENGINE BLOCK	5330 66-128-5516 Z5394/AYG399 Z5394/AYG399	1EA		X	LMH
002	SPACER, OIL FILTER HEAD ALUMINIUM, 96 MM LG, 70 MM W, 50 MM THK, PERENTIE 6X6 FAMILY OF VEHICLES	2815 66-128-5517 Z5394/AYG473 Z5394/AYG473	1EA		X	LMH
003	GASKET OIL FILTER HEAD TO SPACER	5330 66-128-5518 S0226/8943706700 Z5394/8943706700	1EA		X	LMH
004	STUD, 10 MM DIA, 1.25 MM PITCH, 105 MM LG, NUT END THD LG 15 MM, BLOCK END THD LG 30 MM, GRADE 1, STEEL BAR (USE ACB 901 TO ENGINE SIDE OF STUD BEFORE FITTING, TO PREVENT STUD TURNING)	Z5394/AYG477 Z5394/AYG477	2			
901	SEALING COMPOUND LIQUID, CAPACITY 50 CC, COLOUR RED (USE WITH ACB 004)	8030 01-171-7628 Z3616/272 Z3616/272	1EA		X	LMH
005	WASHER, FLAT 10.5 MM ID, 21 MM OD, 2 MM THK, RD, STEEL, ZINC PLATED	5310 99-122-6476 U1030/WA110061L Z5394/WA110061L	4EA		X	LMH
006	WASHER, LOCK SPRING, STEEL, SINGLE TURN, ZINC PLATED, 10 MM ID, 15.90 MM OD, 2.50 MM THK	5310 99-138-9228 Z5394/WL110001L Z5394/WL110001L	4EA		X	LMH
007	NUT, PLAIN, OCTAGON METRIC, 10 MM BY 1.25 MM PITCH THD, 4 MM THK, ZINC PLATED	5310 66-128-5519 Z5394/NH210041 Z5394/NH210041	4EA		X	LMH
008	STUD, 10 MM DIA, 1.25 MM PITCH, 215 MM LG, 15 MM BY 30 MM THD LG, GRADE 1, STEEL (USE ACB 901 TO ENGINE SIDE OF STUD BEFORE FITTING, TO PREVENT STUD TURNING)	Z5394/AYG475 Z5394/AYG475	1			
009	STUD, 10 MM DIA, 1.25 MM PITCH, 190 MM LG, 15 MM BY 30 MM THD LG, GRADE 1, STEEL (USE ACB 901 TO ENGINE SIDE OF STUD BEFORE FITTING, TO PREVENT STUD TURNING)	Z5394/AYG476 Z5394/AYG476	1			

* GRADE OF REPAIR (LIGHT, MEDIUM OR HEAVY)

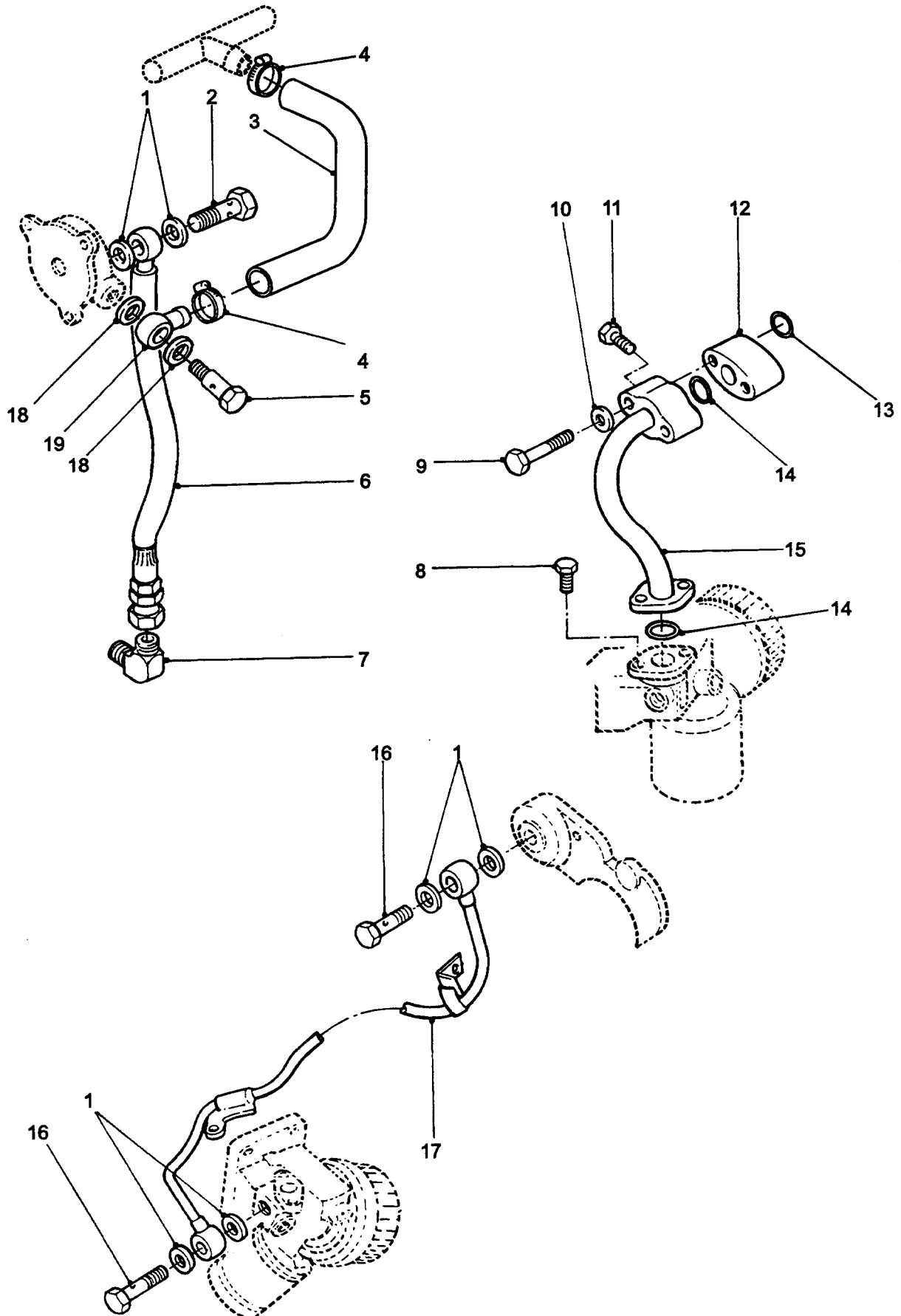


OIL FILTERS AND FITTINGS

GROUP ACB
TITLE OIL FILTERS AND FITTINGS

ITEM NO	DESIGNATION	NSN MANUFACTURER CODE/PART NO SUPPLIER CODE/PART NO	NO OFF	U	E	L*
				O I	X P	M* H*
010	FILTER ASSEMBLY, OIL, CARTRIDGE (INCLUDES ACB 011 TO ACB 013)	S0226/8943402580 Z5394/8943402580	1			
011	ELEMENT, PARTIAL, OIL FILTER (USE ACB 010 OR ACB 902)	/NIL /NIL	1			
012	COVER, OIL FILTER (ALSO PART OF ACB 010)	S0226/8941145831 Z5394/8941145831	1			
013	ELEMENT, MAIN, OIL FILTER (USE ACB 010 OR ACB 902)	/NIL /NIL	1			
014	BRACKET, OIL SEPARATOR TO OIL FILTER HEAD, STEEL, ZINC PLATED	Z5394/AYG582 Z5394/AYG582	1			
902	KIT, ELEMENT, OIL FILTER INCLUDES PARTIAL AND MAIN OIL FILTERS (INCLUDES ACB 011 AND ACB 013)	2940 66-128-5520 S0226/8943604181 Z5349/8943604181	1	EA	X	LMH

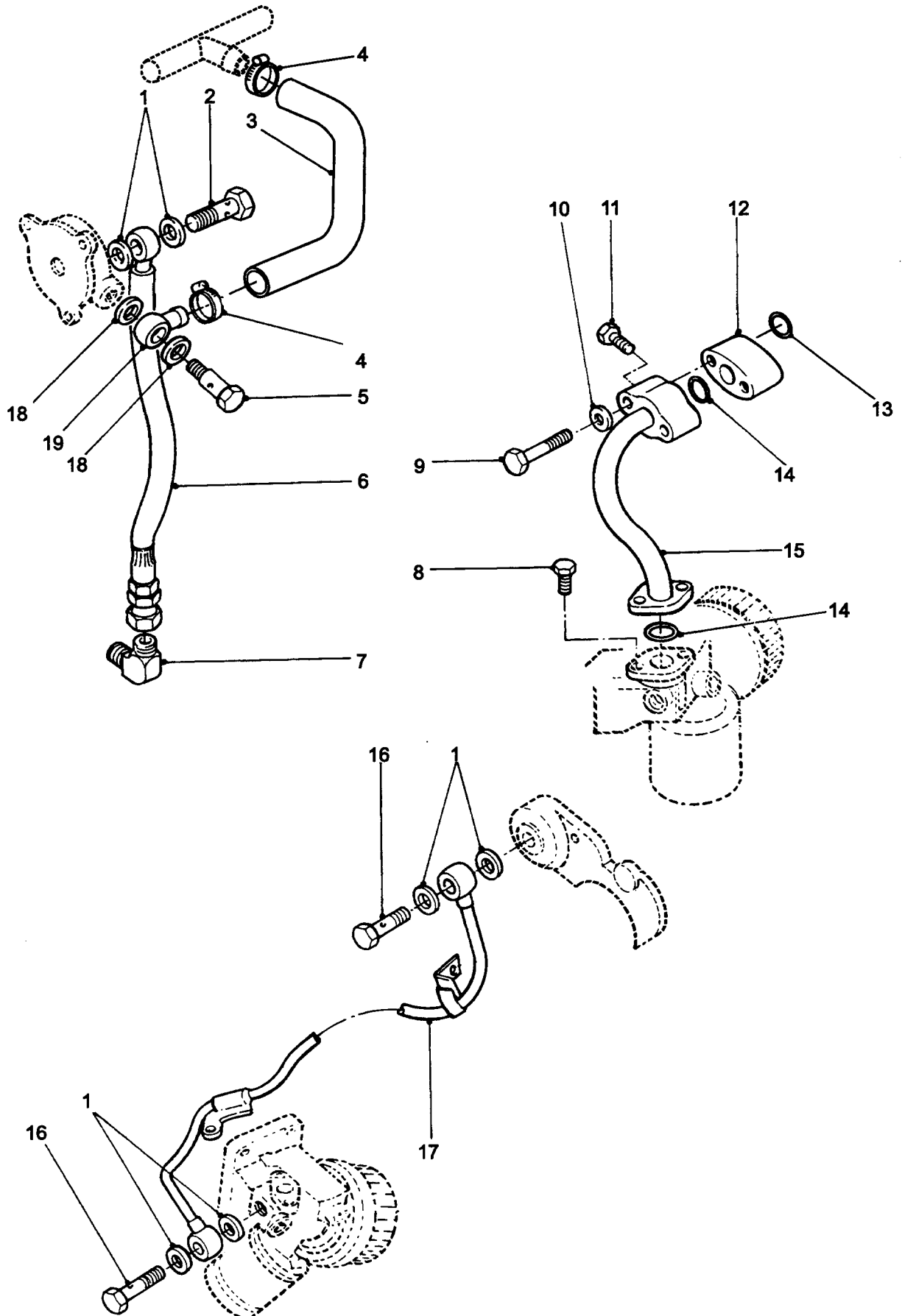
* GRADE OF REPAIR (LIGHT, MEDIUM OR HEAVY)



**OIL FEED, RETURN PIPES
AND FITTINGS**

GROUP ACC/1
 TITLE OIL FEED, RETURN PIPES AND FITTINGS

ITEM NO	DESIGNATION	NSN MANUFACTURER CODE/PART NO SUPPLIER CODE/PART NO	NO	U	E	L*
			OFF	O	X	M*
			I	P	H	
001	PACKING WITH RETAINER STEEL RETAINER, SYNTHETIC RUBBER PACKING, 10 MM ID, 19 MM OD, 2 MM THK	5330 66-128-4404 S0226/9095720100 Z5394/9095720100	6EA		X	LMH
002	BOLT, FLUID PASSAGE	4730 66-128-5282 S0226/8942239890 Z5394/8942239890	1EA		X	LMH
003	TUBING, NONMETALLIC SYNTHETIC RUBBER, 10 MM ID, 17.5 MM OD, 135 MM LG	4720 66-128-4287 S0226/8941578370 Z5394/8941578370	1EA		X	LMH
004	CLAMP, HOSE STEEL, ZINC PLATED, 1/2 IN HOSE SIZE	S0226/8941226790 Z5394/8941226790	2			
005	BOLT, FLUID PASSAGE	4730 66-128-5287 S0226/5196190310 Z5394/5196190310	1EA		X	LMH
006	HOSE ASSEMBLY, NONMETALLIC RUBBER, OIL RESISTANT CORE, 300 MM O/A LG, 7/16 IN UNF INTERNAL SWIVEL NUT 1ST END, 25/64 IN BONJO FITTING 2ND END	4720 66-128-5286 Z5394/AYG2804 Z5394/AYG2804	1EA		X	LMH
007	ELBOW, PIPE TO TUBE 7/16 IN UNF EXT 1ST END, 1/8 IN BSPT EXT 2ND END	4730 66-128-5285 Z5394/BYG2177 Z5394/BYG2177	1EA		X	LMH
901	SCREW, HEXAGON HEAD ISO METRIC, STEEL, ZINC COATED, 14 MM BY 25 MM LG (FITTED TO REDUNDANT OIL FEED HOLE FOR VACUUM PUMP)	5305 66-128-5276 Z5394/SH214251 Z5394/SH214251	1EA		X	LMH
902	WASHER, FLAT COPPER, RD, 9/16 IN BOLT SIZE, 1 IN OD, 1/16 IN THK	Z5394/AYG33 Z5394/AYG33	1			
008	BOLT, MACHINE ISO M, STEEL, HEX HD, 8 MM-1.25 MM THD, 14.5 MM THD LG, 20 MM LG O/A, 12 MM W A/F, 5.5 MM HD THK	5306 66-128-4402 S0226/081208161E Z5394/081208161E	2EA		X	MH
009	BOLT, MACHINE EL, ZINC PLATED, MEDIUM TENSILE, 8 MM DIA, 22 MM LG	5306 99-977-3929 U1030/BH108221 Z5394/BH108221	2EA		X	MH
010	WASHER, LOCK SPRING, STEEL, SINGLE TURN, SQUARE SECTION, ZINC PLATED, 8 MM BOLT SIZE	5310 99-138-9227 U1030/WL108001 Z5394/WL108001	3EA		X	MH

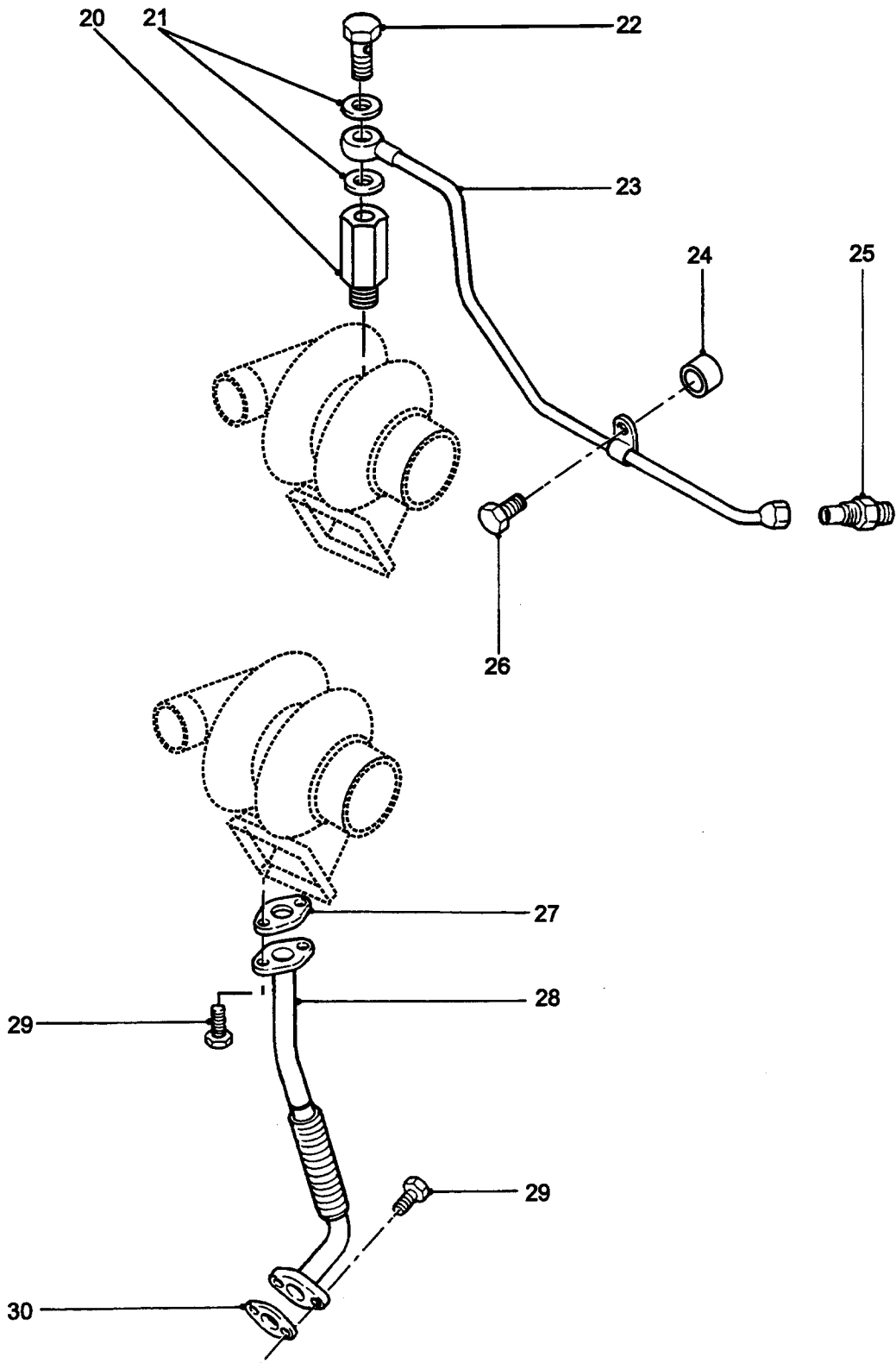


**OIL FEED, RETURN PIPES
AND FITTINGS**

GROUP ACC/1
 TITLE OIL FEED, RETURN PIPES AND FITTINGS

ITEM NO	DESIGNATION	NSN MANUFACTURER CODE/PART NO SUPPLIER CODE/PART NO	NO OFF	U I	E X P	L* M* H*
011	PLUG, OIL PIPE PLUG, OIL PIPE, BRASS, 1/4 IN BSP, TAPERED THREAD, HEXAGON HEAD	2815 66-128-5523 Z5394/MYH2721 Z5394/MYH2721	2EA		X	LMH
012	SPACER, PLATE ALUMINIUM, 63.0 MM LG, 60.0MM THK	5365 66-128-5524 Z5394/AYG0474 Z5394/AYG0474	1EA		X	MH
013	PACKING, PREFORMED SYNTHETIC RUBBER, 20 MM ID, 24.5 MM OD, 2.5 MM THK	5330 66-128-4400 S0226/1096233950 Z5394/1096233950	1EA		X	LMH
014	PACKING, PREFORMED SYNTHETIC RUBBER, 28 MM OD, 23.3 MM ID, 2.4 MM THK, BETWEEN OIL FEED PIPE AND SPACER AND BETWEEN OIL FEED PIPE AND FILTER HEAD	5330 66-128-5525 Z5394/MYH3177 Z5394/MYH3177	2EA		X	LMH
015	PIPE, BENT, METALLIC OIL FILTER TO COOLER	4710 66-128-5556 S0226/8941697751 Z5394/8941697751	1EA		X	LMH
016	BOLT, FLUID PASSAGE ISO M, STEEL, HEX HD, 10 MM-1.5 MM THD, 13.5 MM THD LG, 29 MM O/A LG, 17 MM W A/F, 5 MM HD THK	4730 66-128-4403 S0226/1096750280 Z5394/1096750280	2EA		X	LMH
017	TUBE ASSEMBLY, METAL 700 MM LG, 5 MM OD, 2 MM ID, 3 BANJO FITTINGS 10 MM ID, STEEL, ZINC PLATED, OIL FILTER HOUSING TO TIMING CASE	4710 66-128-5557 S0226/8970461620 Z5394/8970461620	1EA		X	LMH
018	GASKET	5330 66-128-4567 S0226/5196790042 Z5394/5196790042	2EA		X	LMH
019	TUBE ASSEMBLY, METAL	4710 66-128-5000 S0226/8941566400 Z5394/8941566400	1EA		X	LMH

* GRADE OF REPAIR (LIGHT, MEDIUM OR HEAVY)

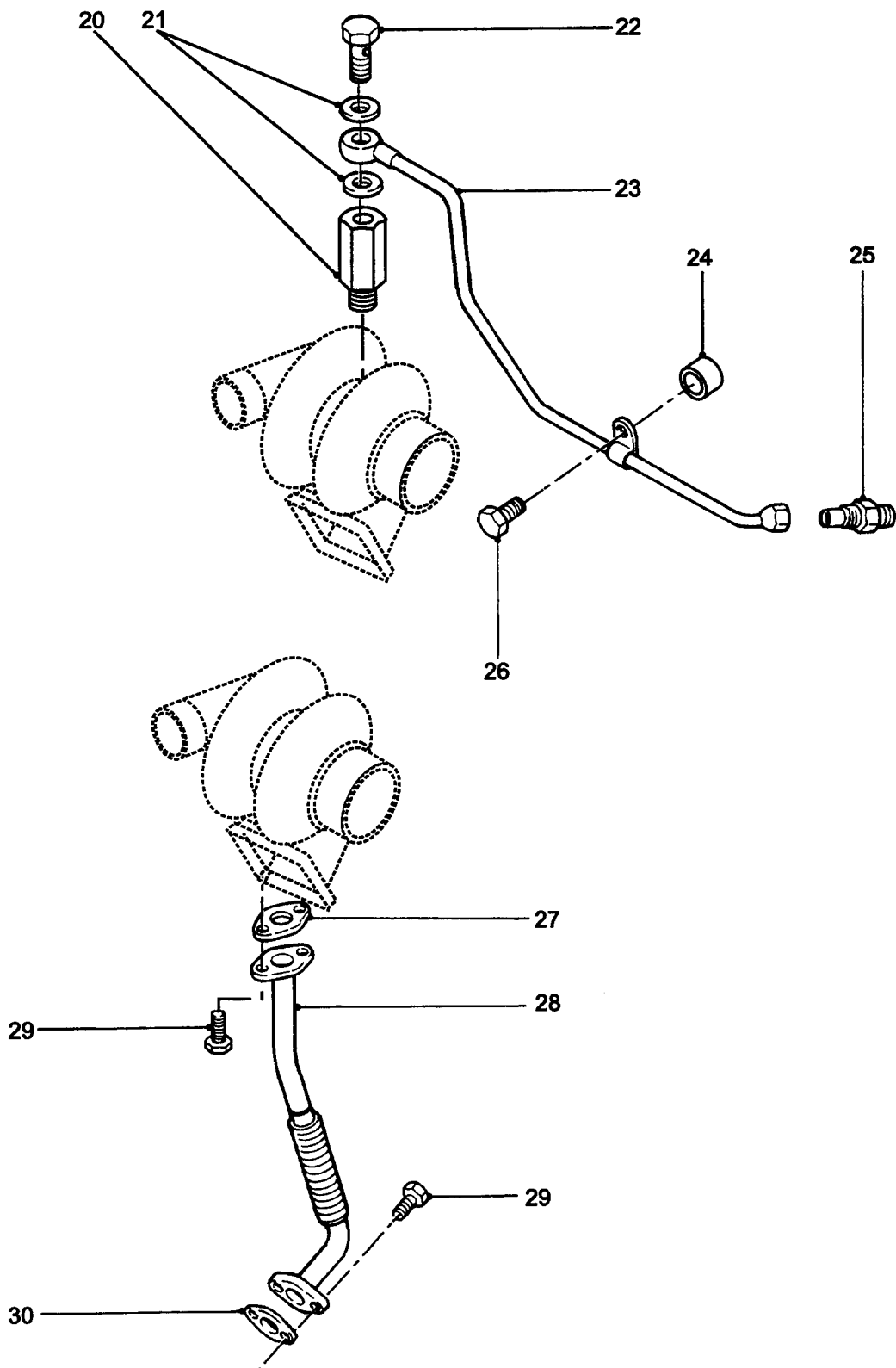


**OIL FEED, RETURN PIPES
AND FITTINGS**

GROUP ACC/2
 TITLE OIL FEED, RETURN PIPES AND FITTINGS

ITEM NO	DESIGNATION	NSN MANUFACTURER CODE/PART NO SUPPLIER CODE/PART NO	NO	U	E	L*
			OFF	O	X	M*
			I	P		H*
020	ADAPTOR, OIL PIPE TO TURBOCHARGER HOUSING HOUSING, STEEL, CAD PLATED	4730 66-128-5558 S0226/8944368910 Z5394/8944368910	1EA		X	LMH
021	WASHER, FLAT COPPER, 12 MM ID, 18 MM OD, 1.5 MM THK	5310 66-128-5559 S0226/9095714120 Z5394/9095714120	2EA		X	LMH
022	BOLT, FLUID PASSAGE STEEL, ZINC PLATED, 12 MM DIA, 14 MM THD LG, 28 MM LG, 14 MM A/F, 8 MM BORE	4730 66-128-5560 S0226/8944369330 Z5394/8944369330	1EA		X	LMH
023	PIPE ASSEMBLY, OIL PIPE ASSEMBLY, OIL, TURBO FEED	4710 66-128-5561 Z5394/AYG2949 Z5394/AYG2949	1EA		X	LMH
903	BRACKET, SUPPORT, TURBO OIL FEED PIPE (MODIFIED VIDE EMEI VEH G 297-11)	Z5394/BYG2124 Z5394/BYG2124	1			
904	CLAMP LOOP (MODIFIED VIDE EMEI VEH G 297-11)	Z5394/MYH2697 Z5394/MYH2697	1			
905	WASHER, FLAT, RD, STEEL, ZINC PLATED, 5 MM DIA SCREW SIZE (MODIFIED VIDE EMEI VEH G 297-11)	U1030/WC105001 Z5394/WC105001	2			
906	SCREW, MACHINE, ISO METRIC, 6G, GRADE 8.8, STEEL, ZINC PLATED, 5 MM DIA, 0.8 MM PITCH, 12 MM LG (MODIFIED VIDE EMEI VEH G 297-11)	U1030/SH105121 Z5394/SH105121	1			
907	WASHER, FLAT, ISO M, STEEL, RD, ZINC PLATED, 8 MM ID, BY 17 MM OD, BY 1.60 MM THK (MODIFIED VIDE EMEI VEH G 297-11)	U1030/WA108051 Z5394/WA108051	1			
908	SCREW, MACHINE, ISO METRIC, STEEL, HEX HD, ZINC PLATED, 8 MM BY 20 MM LG (MODIFIED VIDE EMEI VEH G 297-11)	U1030/FS108207L Z5394/FS108207L	1			

* GRADE OF REPAIR (LIGHT, MEDIUM OR HEAVY)

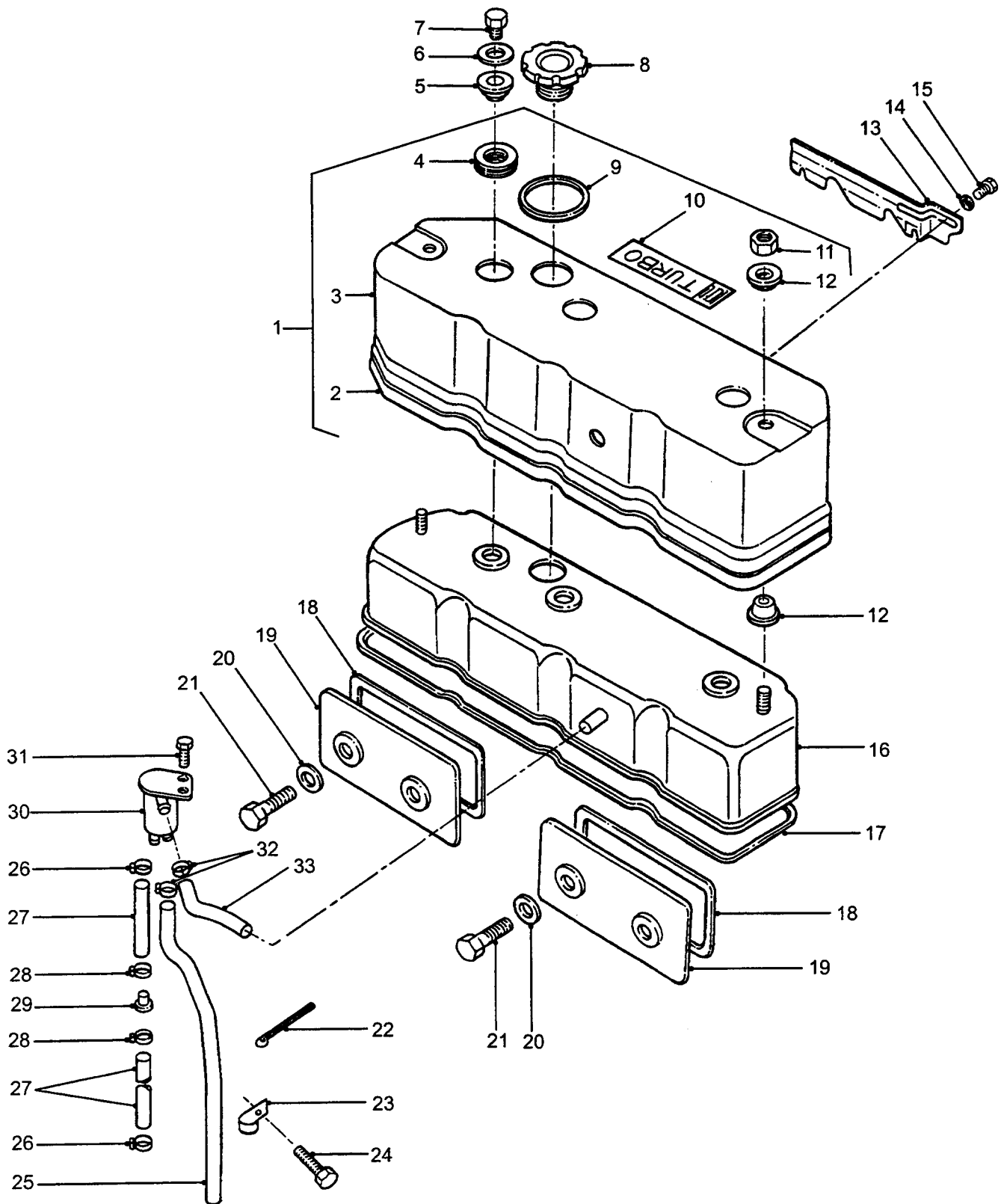


**OIL FEED, RETURN PIPES
AND FITTINGS**

GROUP ACC/2
 TITLE OIL FEED, RETURN PIPES AND FITTINGS

ITEM NO	DESIGNATION	NSN MANUFACTURER CODE/PART NO SUPPLIER CODE/PART NO	NO	U	E	L*
			OFF	O	X	M*
			I	P	H	H*
909	NUT, SELF LOCKING, HEXAGON, NYLON INSERT, 5 MM COURSE THD, MEDIUM TENSILE, ZINC PLATED (MODIFIED VIDE EMEI VEH G 297-11)	U1030/NY105041 Z5394/NY105041	1			
024	SPACER, PLATE STEEL, 12.0 MM W, 0.2 MM THK	5365 66-128-5562 Z5394/AYG452 Z5394/AYG452	1EA		X	LMH
025	ADAPTER, STRAIGHT, PIPE TO BOSS M16 BY 1.5 MM PITCH, 1/4 BSP BY 19 TPI, 19 MM A/F, 7 MM BORE DIA	4730 66-128-5563 S0226/9092318100 Z5394/9092318100	1EA		X	LMH
026	BOLT, MACHINE ISO M, STEEL, HEX HD, 10 MM-1.25 MM THD, 25.5 MM THD LG, 35 MM LG O/A, 14 MM W A/F, 7 MM HD THK, C/W FLAT WASHER AND LOCK WASHER	5306 66-128-4460 S0226/0501410350 Z5394/0501410350	1EA		X	LMH
027	GASKET TURBO OIL PIPE	5330 66-128-5564 S0226/8970304190 Z5394/8970304190	1EA		X	LMH
028	PIPE ASSEMBLY, OIL TURBO CHARGER DRAIN, FLANGED BOTH ENDS	4710 66-128-5565 S0226/8943326331 Z5394/8943326331	1EA		X	LMH
029	BOLT, MACHINE ISO METRIC, STEEL, HEX HD, 8 MM BY 16 MM LG, W/WASHER (LATE TYPE)	5306 66-128-4959 S0226/0500408160 Z5394/0500408160	3EA		X	LMH
910	BOLT, ASSEMBLED WASHER HEXAGON HEAD, MEDIUM TENSILE, ZINC PLATED, 8 MM DIA, 1.25 MM PITCH, 26 MM LG (EARLY TYPE)	5306 66-128-5566 S0226/081208251E Z5394/081208251E	3EA		X	LMH
030	GASKET OIL PIPE, 22 MM ID (LATE TYPE)	5330 66-144-6257 S0226/8943706630 Z5394/8943706630	1EA		X	LMH
911	GASKET PAPER, 76 MM LG, 40 MM W, 25 MM HOLE DIA, 8 MM BOLT HOLE DIA, 1 MM THK (EARLY TYPE)	5330 66-128-5567 S0226/8943210180 Z5394/8943210180	1EA		X	LMH

* GRADE OF REPAIR (LIGHT, MEDIUM OR HEAVY)

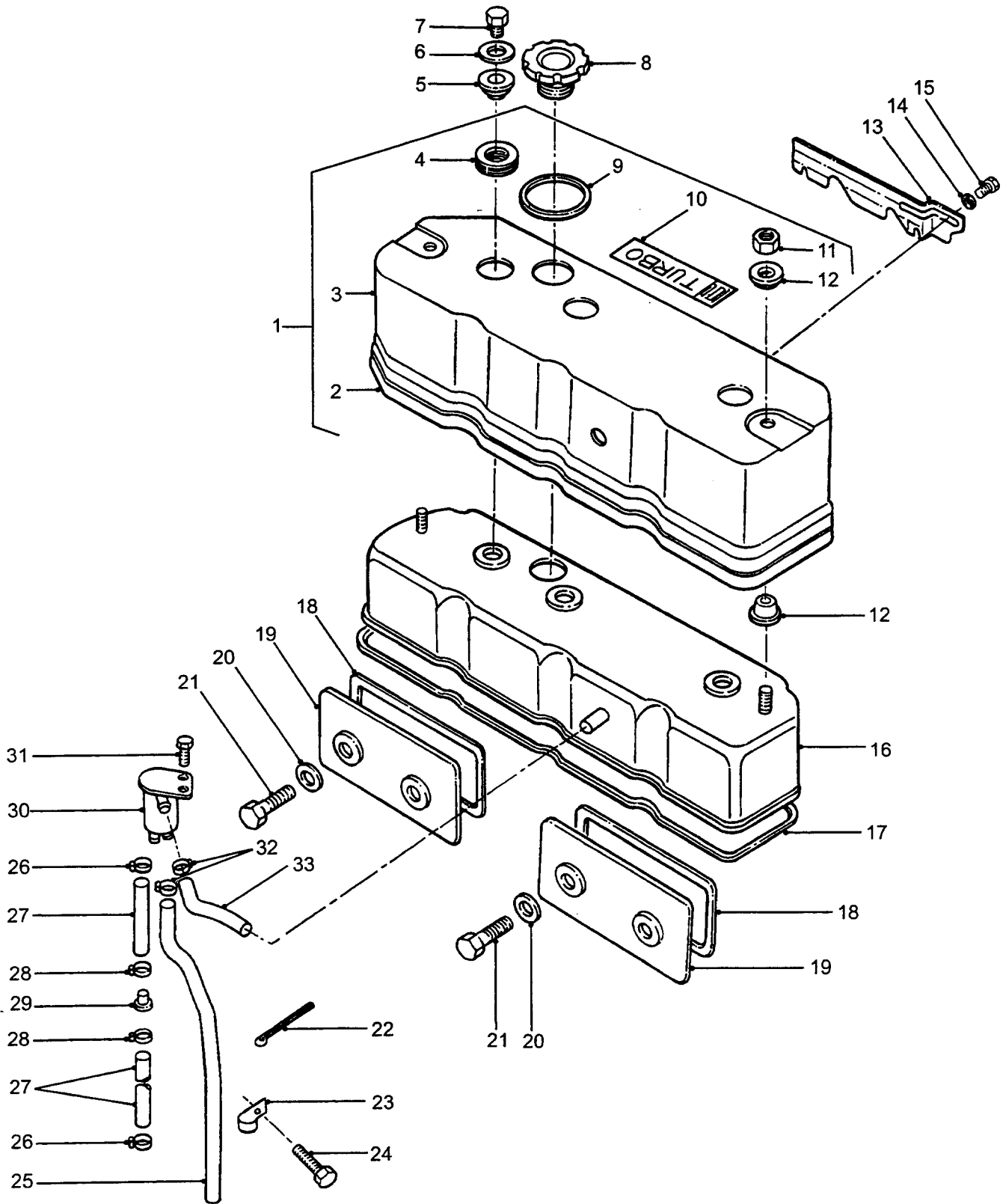


ROCKER COVER, SIDE PLATES AND BREATHER

GROUP AE
TITLE ROCKER COVER, SIDE PLATES AND BREATHER

ITEM NO	DESIGNATION	NSN MANUFACTURER CODE/PART NO SUPPLIER CODE/PART NO	NO	U	E	L*
			OFF	O	X	M*
			I	P	H*	
001	COVER, SOUND DEADENING ALUMINIUM, C/W SEALS, GASKETS, TURBO DECAL AND MOUNTINGS, TO FIT OVER ROCKER COVER (INCLUDES AE 002 TO AE 004 AND AE 009 TO AE 012)	2815 66-128-5568 S0226/8943650330 Z5394/8943650330	1	EA	X	LMH
002	SEAL, NONMETALLIC SPECIAL SHAPED SECTION (ALSO PART OF AE 001)	5330 66-128-4518 S0226/5193890061 Z5394/5193890061	1	EA	X	LMH
003	COVER, CYLINDER (USE AE 001)	/NIL /NIL	1			
004	GROMMET, NONMETALLIC (ALSO PART OF AE 001)	5325 66-128-4509 S0226/1193890040 Z5394/1193890040	3	EA	X	LMH
005	RETAINER, PACKING HEAD COVER NUT, RUBBER, 5 MM THK, 8 MM H, 17 MM OD, 11 MM ID	5330 66-128-4973 S0226/1096390320 S0226/1096390320	3	EA	X	LMH
006	WASHER, CUPPED, STEEL, 32 MM OD, 13 MM ID, 6 MM THK, 1.6 MM WALL THK, ZINC PLATED WITH MOULDED RUBBER INSERT	S0226/9111791050 Z5394/9111791080	3			
007	NUT, 8 MM DIA, 10 MM LG, 7 MM FLANGE THK, 12 MM A/F	S0226/5111750021 Z5394/5111750021	3			
008	CAP, FILLER OPENING OIL (ALSO PART OF AE 016)	2590 66-128-5569 S0226/8941332075 Z5394/8941332075	1	EA	X	LMH
009	PACKING, PREFORMED RUBBER (ALSO PART OF AE 001)	5330 66-128-4508 S0226/5111730211 Z5394/5111730211	1	EA	X	LMH
010	NAMEPLATE, TURBO (ALSO PART OF AE 001)	S0226/8944128310 Z5394/8944128310	1			
011	NUT, STEEL, HEX, FLANGED, 8 MM DIA, 1.25 MM PITCH, 12 MM A/F, 17.5 MM FLANGE DIA, 8 MM HD THK (ALSO PART OF AE 001)	S0226/0911501080 Z5394/0911501080	4			

* GRADE OF REPAIR (LIGHT, MEDIUM OR HEAVY)

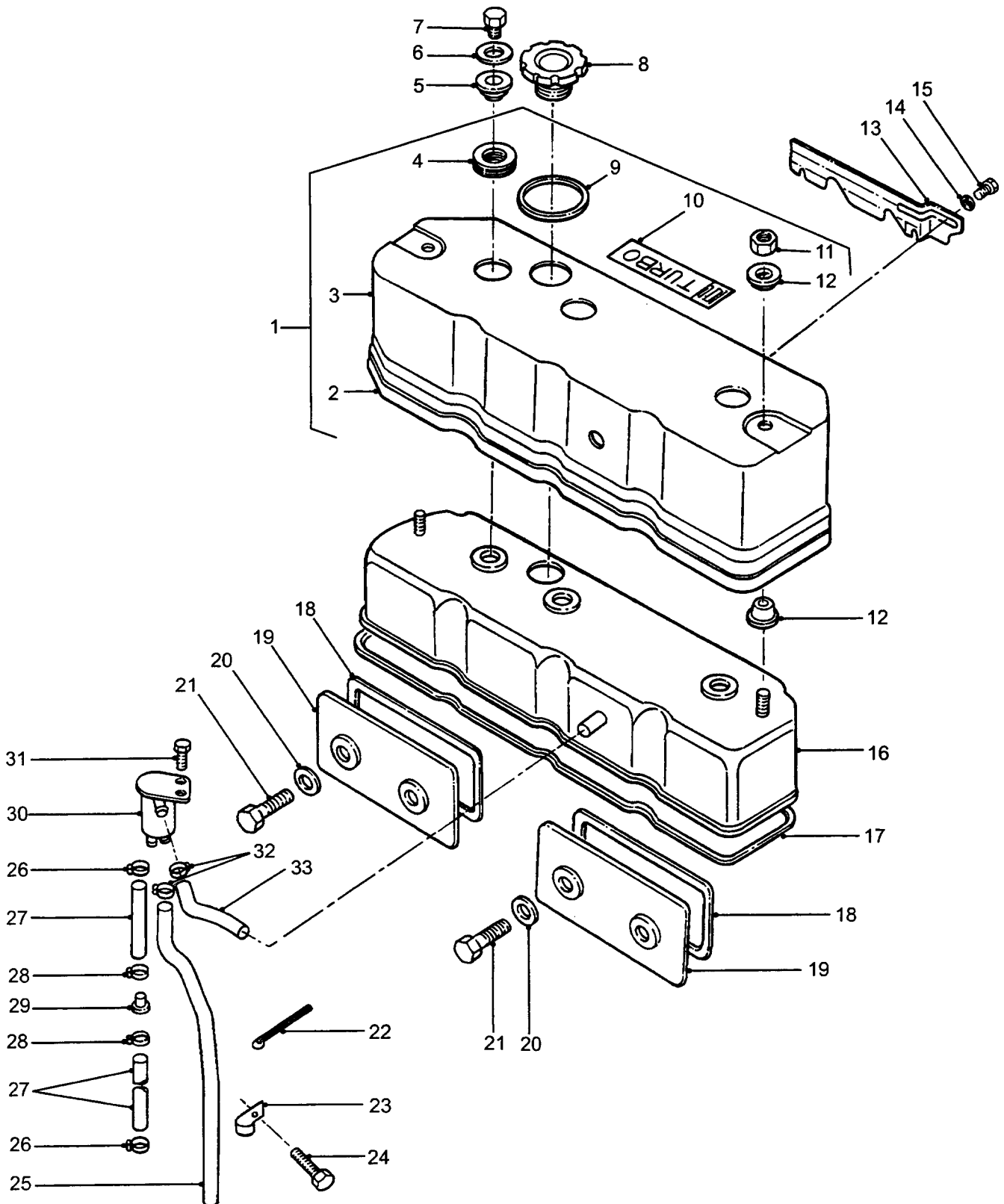


**ROCKER COVER, SIDE PLATES AND
BREATHER**

GROUP AE
 TITLE ROCKER COVER, SIDE PLATES AND BREATHER

ITEM NO	DESIGNATION	NSN MANUFACTURER CODE/PART NO SUPPLIER CODE/PART NO	NO OFF	U	E	L*
				I	P	H*
012	SEAL ROCKER COVER BOLT, STEEL, PLASTIC COATED, 1.25 IN O/A W, 0.25 IN THK, 0.375 IN CENTRE HOLE (ALSO PART OF AE 001)	5330 66-128-5004 S0226/8944637750 Z5394/8944637750	4EA		X	LMH
013	PROTECTOR, HEAT, HEAD COVER	S0226/8944825531 Z5394/8944825531	1			
014	WASHER, PLAIN, STEEL, 16 MM OD, 8.4 MM ID, 1.2 MM THK	S0226/9091605080 Z5394/9091605080	1			
015	BOLT, CAPTIVE SPRING WASHER, STEEL, 8 MM DIA, 1.25 MM PITCH, 16 MM LG, 10.5 MM THD LG, 12 MM A/F, 5.5 MM HD THK	S0226/8942008330 Z5394/8942008330	1			
016	COVER, ASSEMBLY, CYLINDER HEAD (INCLUDES AE 008)	S0226/8943650311 Z5394/8943650311	1			
017	PACKING, PREFORMED SYNTHETIC RUBBER, 11 MM H, 6 MM THK, U SHAPE CROSS SECT	5330 66-128-4267 S0226/8944625590 Z5394/8944625590	1EA		X	LMH
018	GASKET TAPPET CHAMBER COVER TO BLOCK	5330 66-144-6694 S0226/8943673681 Z5394/8943673681	2EA		X	LMH
019	COVER, TAPPET CHAMBER	S0226/8941697821 Z5394/8941697821	2			
020	PACKING, PREFORMED SYNTHETIC RUBBER, 8 MM ID, 17 MM OD, 2 MM THK	5330 66-128-4397 S0226/9095720080 Z5394/9095720080	4EA		X	LMH
021	BOLT, M8 BY 1.25 MM PITCH, 64 MM LG, ALLOY STEEL	S0226/8944299960 Z5394/8944299960	4			
022	CLIP, HOSE	S0226/5097070300 Z5394/5097070300	3			
023	CLIP, HOSE STEEL, 74 MM LG, 22 MM DIA LOOP ON ONE END, 90 DEG ON OTHER END W/6.5 MM BOLT HOLE	5340 66-128-5597 S0226/8941494730 Z5394/8941494730	1EA		X	LMH
901	CLIP, HOSE	5340 66-128-5598 S0226/8941345750 Z5394/8941345750	1EA		X	LMH

* GRADE OF REPAIR (LIGHT, MEDIUM OR HEAVY)

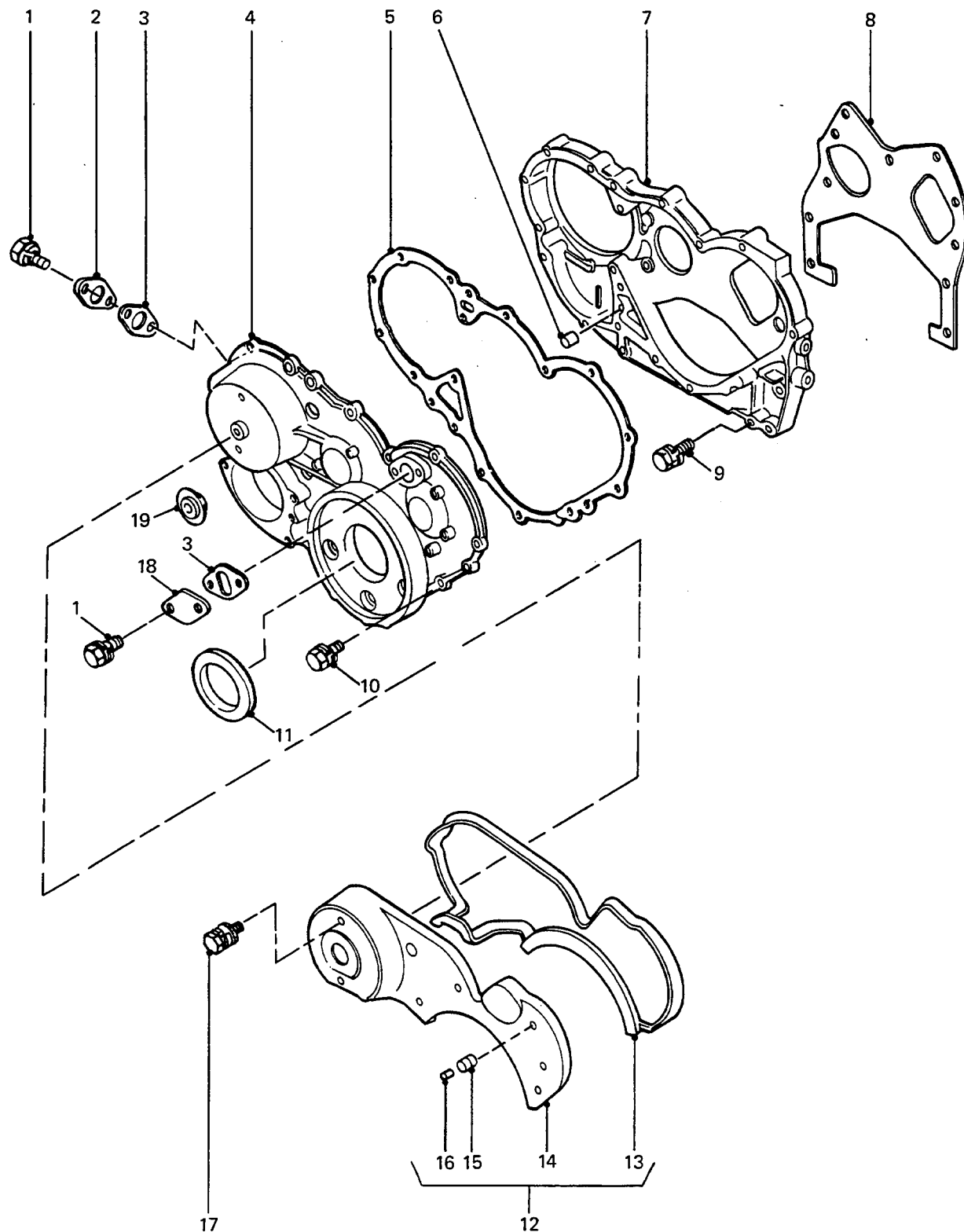


ROCKER COVER, SIDE PLATES AND BREATHER

GROUP AE
 TITLE ROCKER COVER, SIDE PLATES AND BREATHER

ITEM NO	DESIGNATION	NSN MANUFACTURER CODE/PART NO SUPPLIER CODE/PART NO	NO	U	E	L*
			OFF	O	X	M*
			I	P		H*
024	BOLT, CAPTIVE SPRING WASHER, STEEL, 6 MM DIA, 1 MM PITCH, 12 MM LG, 7.8 MM THD LG, 10 MM A/F, 4 MM HD THK	S0226/9019006120 Z5394/9019006120	1			
025	HOSE, PREFORMED PCV DRAIN, RUBBER, 16 MM ID, 22 MM OD, 571 MM LG	4720 66-128-5599 S0226/8941494461 Z5394/8941494461	1EA	X		LMH
026	CLAMP, HOSE STEEL, ZINC PLATED, 1/2 IN HOSE SIZE	4730 66-128-4517 Z0220/HO38-M00 Z5394/MYH3385	2EA	X		LMH
027	HOSE, PREFORMED RUBBER, 10 MM ID, 13 MM OD, 400 MM LG	4720 66-128-5602 S0226/8944238010 S0226/8944238010	1EA	X		LMH
028	CLAMP, HOSE STEEL, ADJUSTABLE, ZINC PLATED, 5/8 IN. HOSE DIA	4730 99-533-2957 S0226/8942385720 Z5394/CJ600104	2EA	X		LMH
029	VALVE, CHECK PCV SYSTEM, O/A STEEL, AUTOMATIC VALVE OPERATION METHOD, VERTICAL MTG POSITION	4820 66-128-5601 S0226/8942493171 Z5394/8942493171	1EA	X		LMH
030	TANK, PCV	S0226/8944389950 Z5394/8944389950	1			
031	BOLT, CAPTIVE SPRING WASHER, STEEL, 10 MM DIA, 1.25 MM PITCH, 20 MM LG, 12.5 MM THD LG, 14 MM A/F, 7 MM HD THK	S0226/0500410200 Z5394/0500410200	1			
032	CLAMP, HOSE SPRING STEEL, ZINC PLATED, W/PLASTIC LUGS, 13 MM HOSE DIA, 5 MM W	4730 66-128-5603 S0226/8942385680 Z5394/8942385680	3EA	X		LMH
033	HOSE, PREFORMED RUBBER SYNTHETIC, 16.0 MMID, 3 MM WALL THK, 181.5 MM LG	4720 66-128-5604 S0226/8941494471 Z5394/8941494471	1EA	X		LMH

* GRADE OF REPAIR (LIGHT, MEDIUM OR HEAVY)

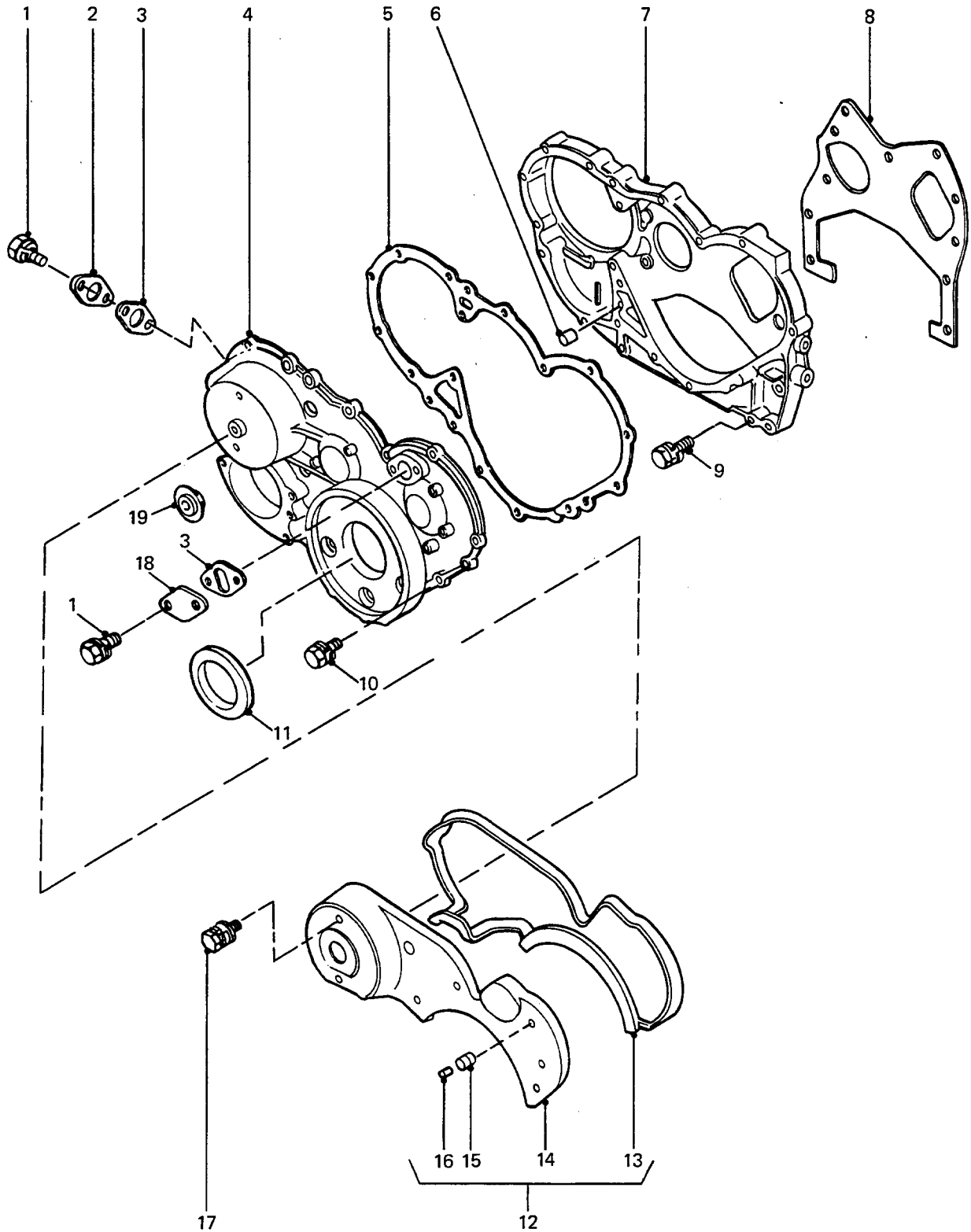


TIMING GEAR COVERS, GASKETS AND FITTINGS

GROUP AEA
 TITLE TIMING GEAR COVERS, GASKETS AND FITTINGS

ITEM NO	DESIGNATION	NSN MANUFACTURER CODE/PART NO SUPPLIER CODE/PART NO	NO OFF	U O	E X	L* M* H*
001	BOLT, CAPTIVE SPRING WASHER, TIMING CHECK HOLE COVER TO GEAR CASE COVER, HEX. HEAD, LOW CARBON STEEL, 6 MM DIA, 14 MM LG, 1 MM PITCH, 9.8 MM THD LG, 4 MM HD THK, 10 MM A/F	S0226/9019006140 Z5394/9019006140	4			
002	COVER, INJECTOR TIMING	S0226/5113210090 Z5394/5113210090	1			
003	GASKET TIMING CHECK HOLE COVER	5330 66-128-5605 S0226/8941075860 Z5394/8941075860	2	EA	X	LMH
004	COVER, GEAR CASE	S0226/8944677110 Z5394/8944677110	1			
005	PACKING, GEAR CASE COVER	S0226/8943706720 Z5394/8943706720	1			
006	DOWEL, GEAR CASE, STEEL, ZINC PLATED, 10 MM OD, 8 MM ID, 10 MM LG	S0226/9112290580 Z5394/9112290580	1			
007	CASE, TIMING GEAR	S0226/8944509750 Z5394/8944509750	1			
008	GASKET, GEAR CASE TO BLOCK	S0226/8943706710 Z5394/8943706710	1			
009	BOLT, CAPTIVE SPRING WASHER, TIMING GEAR CASE TO ENGINE BLOCK, HEX HD, HIGH CARBON STEEL, 8 MM DIA, 20 MM LG, 1.25 MM PITCH, 14.5 MM THD LG, 5.5 MM HD THK, 12 MM A/F	S0226/0812081620 Z0096/0812081620	4			
901	BOLT, MACHINE ISO M, STEEL, HEX HD, 8 MM-1.25 MM THD, 39.5 MM THD LG, 45 MM LG O/A, 12 MM W A/F, 5.5 MM HD THK	5306 66-128-4453 S0226/8941500451 Z5394/8941500451	6	EA	X	LMH
010	BOLT, CAPTIVE SPRING WASHER, HEX HD, HIGH CARBON STEEL, 8 MM DIA, 25 MM LG, 1.25 MM PITCH, 19.5 MM THD LG, 5.5 MM HD THK, 12 MM A/F	S0226/081208251E Z5394/081208251E	8			

* GRADE OF REPAIR (LIGHT, MEDIUM OR HEAVY)

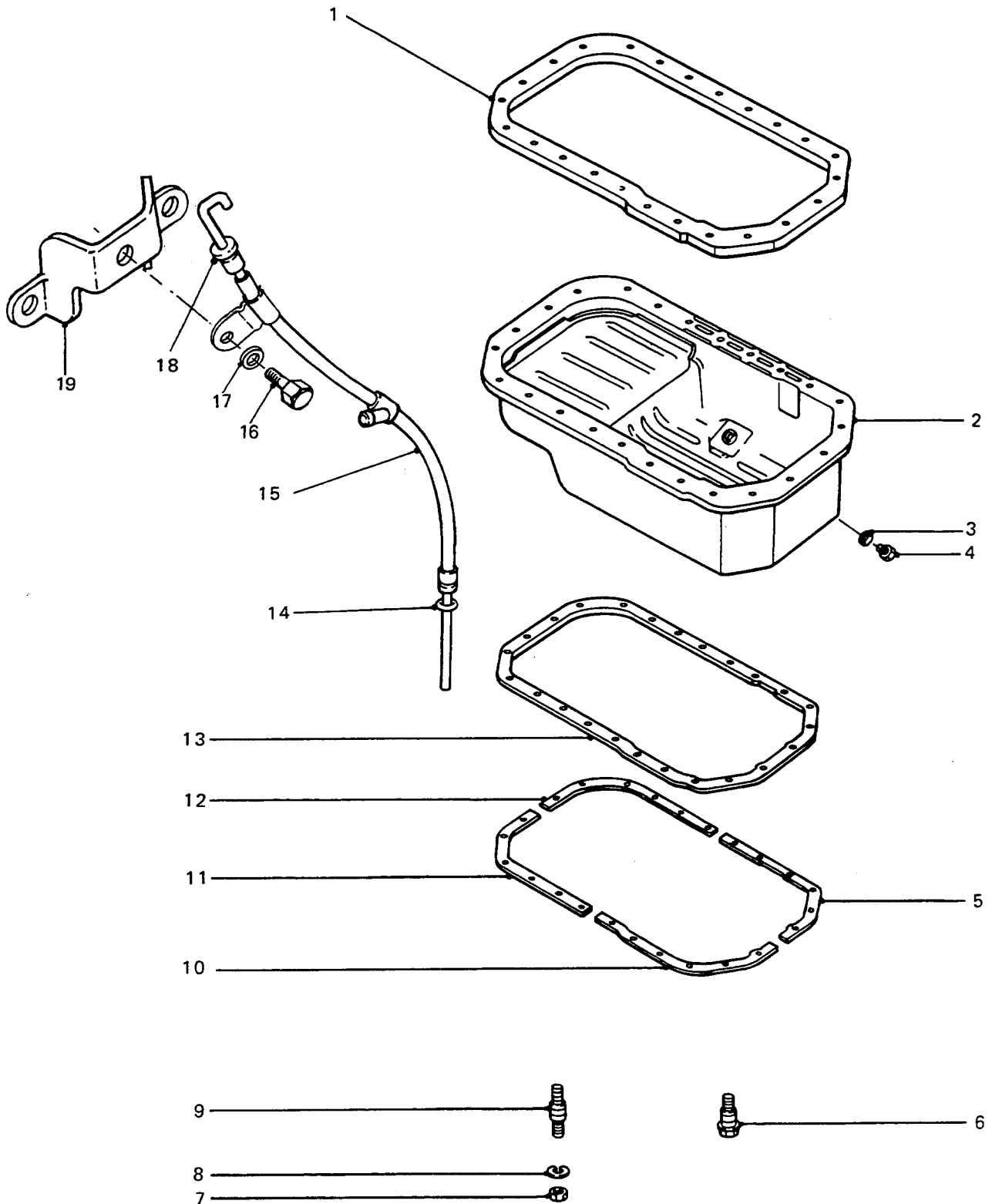


TIMING GEAR COVERS, GASKETS AND FITTINGS

GROUP **AEA**
TITLE **TIMING GEAR COVERS, GASKETS AND FITTINGS**

ITEM NO	DESIGNATION	NSN MANUFACTURER CODE/PART NO SUPPLIER CODE/PART NO	NO OFF	U	E	L*
				I	P	H*
902	BOLT, CAPTIVE SPRING WASHER, HIGH CARBON STEEL, 10 MM DIA, 1.25 MM PITCH, 60 MM LG	S0226/0500410900 Z5394/0500410900	1			
011	SEAL, PLAIN ENCASED RUBBER SYNTHETIC, 60.0 MM SHAFT DIA, 82.0 MM HOUSING DIA, 12.0 MM THK, W/DUST EXCLUSION LIP	5330 66-128-6409 S5217/AH3222P Z5394/8943737650	1	EA	X	MH
012	COVER, ASSEMBLY, GEAR CASE (INCLUDES AEA 013 TO AEA 016)	S0226/5193800232 Z5394/5193800232	1			
013	SEAL, RUBBER (ALSO PART OF AEA 012)	S0226/5193870051 Z5394/5193870051	1			
014	COVER, GEAR CASE (USE AEA 012)	/NIL /NIL	1			
015	RUBBER (ALSO PART OF AEA 012)	S0226/5193890020 Z5394/5193890020	7			
016	BUSH, SPACER (ALSO PART OF AEA 012)	S0226/5193890090 Z5394/5193890090	7			
017	BOLT, CAPTIVE SPRING WASHER, LOW CARBON STEEL, HEX HD, 6 MM DIA, 1 MM PITCH, 16 MM LG, 9.4 MM THD LG, 4 MM HD THK	S0226/9019606160 Z5394/9019606160	7			
018	COVER, INJECTOR TIMING CHECK, STEEL, ZINC PLATED, 55 MM LG, 50 MM W, 6 MM HOLE DIA	S0226/8942500861 Z5394/8942500861	1			
019	GROMMET	S0226/8942223091 Z5394/8942223091	1			

* GRADE OF REPAIR (LIGHT, MEDIUM OR HEAVY)

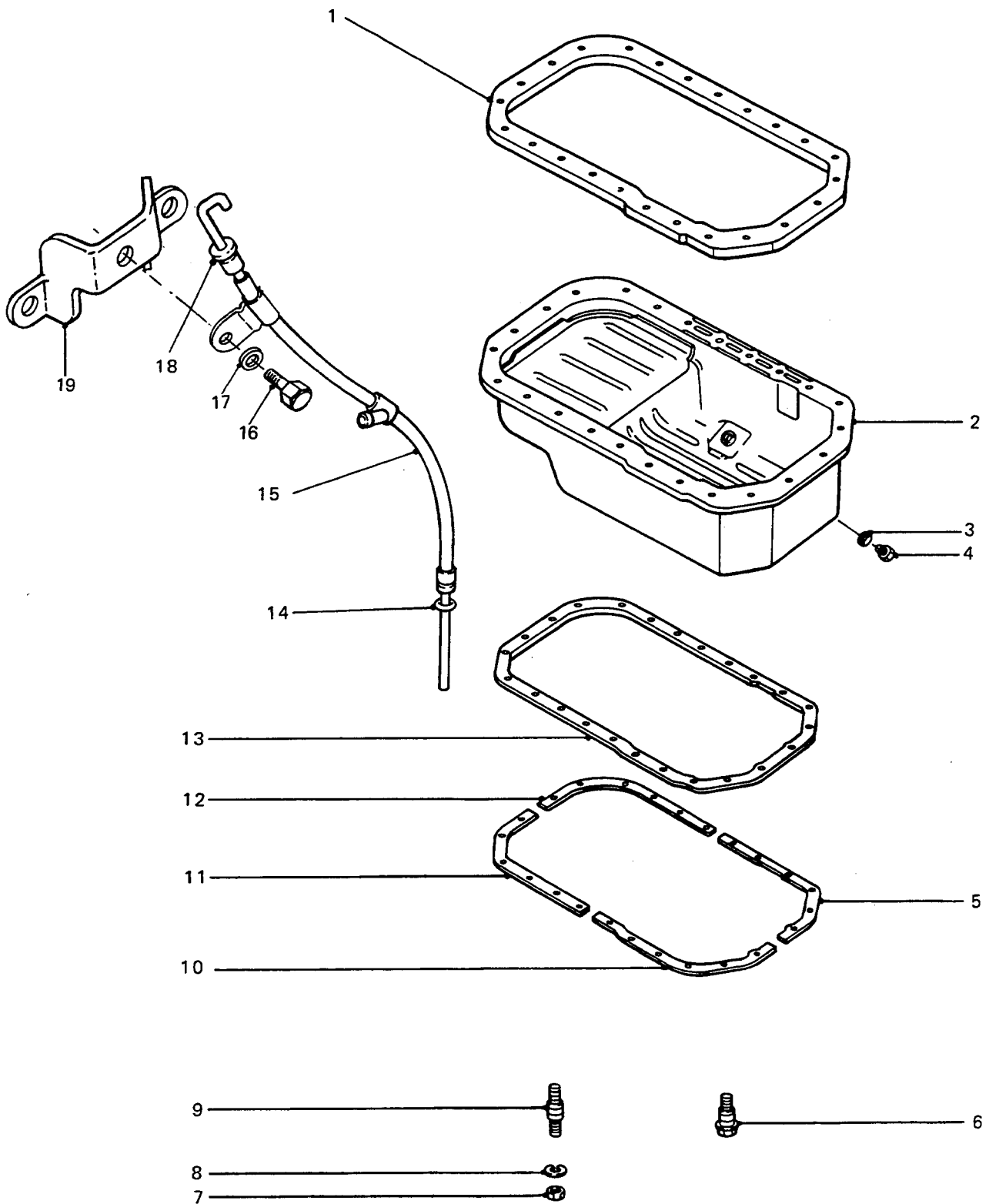


ENGINE OIL PAN, GASKET AND DIPSTICK

GROUP AEB
 TITLE ENGINE OIL PAN, GASKET AND DIPSTICK

ITEM NO	DESIGNATION	NSN MANUFACTURER CODE/PART NO SUPPLIER CODE/PART NO	NO	U	E	L*
			OFF	O	X	M*
			I	P	H*	
001	GASKET	5330 66-144-6699 S0226/8971261490 Z5394/8971261490	1EA		X	LMH
002	OIL PAN W/TAPPED HOLE FOR DRAIN PLUG, W/OUT BAFFLES	2815 66-128-5606 S0226/8941492471 Z5394/8941492471	1EA		X	LMH
003	WASHER, FLAT RD, 20 MM BOLT SIZE, 28 MM OD, 2.5 MM THK	5310 66-128-4433 S0226/8941075640 Z5394/8941075640	1EA		X	LMH
004	PLUG, MACHINE THREAD METRIC, 21 MM DIA THD	5365 66-128-4432 S0226/8941075570 Z5394/8941075570	1EA		X	LMH
005	PLATE, OIL PAN R/H REAR	2815 66-128-4775 S0226/8944038930 Z5394/8944038930	1EA		X	LMH
006	BOLT, SPECIAL OIL PAN FIXING	5306 66-128-4431 S0226/5113690954 Z5394/5113690954	16EA		X	LMH
007	NUT, PLAIN, HEXAGON ISO M, STEEL, 8 MM-1.5 MM THD, 12 MM W A/F, 5 MM THK	5310 66-128-4414 S0226/0831022083 Z5394/0831022083	8EA		X	LMH
008	WASHER, LOCK STEEL, SPLIT HELICAL-RIGHT HAND, 8.0 MM ID, 15.4 MM OD, 2.0 MM THK	5310 66-128-4420 S0226/9091505080 Z5394/9091505080	8EA		X	LMH
009	STUD, ASSEMBLY STUD ASSEMBLY, OIL PAN FIXING	5307 66-128-4429 S0226/5113691010 Z5394/5113691010	8EA		X	LMH
010	PLATE, OIL PAN, LEFT HAND REAR	2815 66-128-4776 S0226/8944038940 Z5394/8944038940	1EA		X	LMH
011	PLATE, OIL PAN STEEL, W/6 8.0 MM HOLES	2815 66-128-4777 S0226/8942581212 Z5394/8942581212	1EA		X	LMH
012	PLATE, OIL PAN PLATE, OIL PAN, RIGHT HAND FRONT	2815 66-128-4778 S0226/8942581192 Z5394/8942581192	1EA		X	LMH
013	GASKET	5330 66-128-4984 S0226/5113670640 Z5394/5113670640	1EA		X	LMH
014	PACKING, PREFORMED SYNTHETIC RUBBER, 14 MM ID, 17 MM OD, 1.5 MM THK	5330 66-128-4428 S0226/5096230020 Z5394/5096230020	1EA		X	LMH

* GRADE OF REPAIR (LIGHT, MEDIUM OR HEAVY)

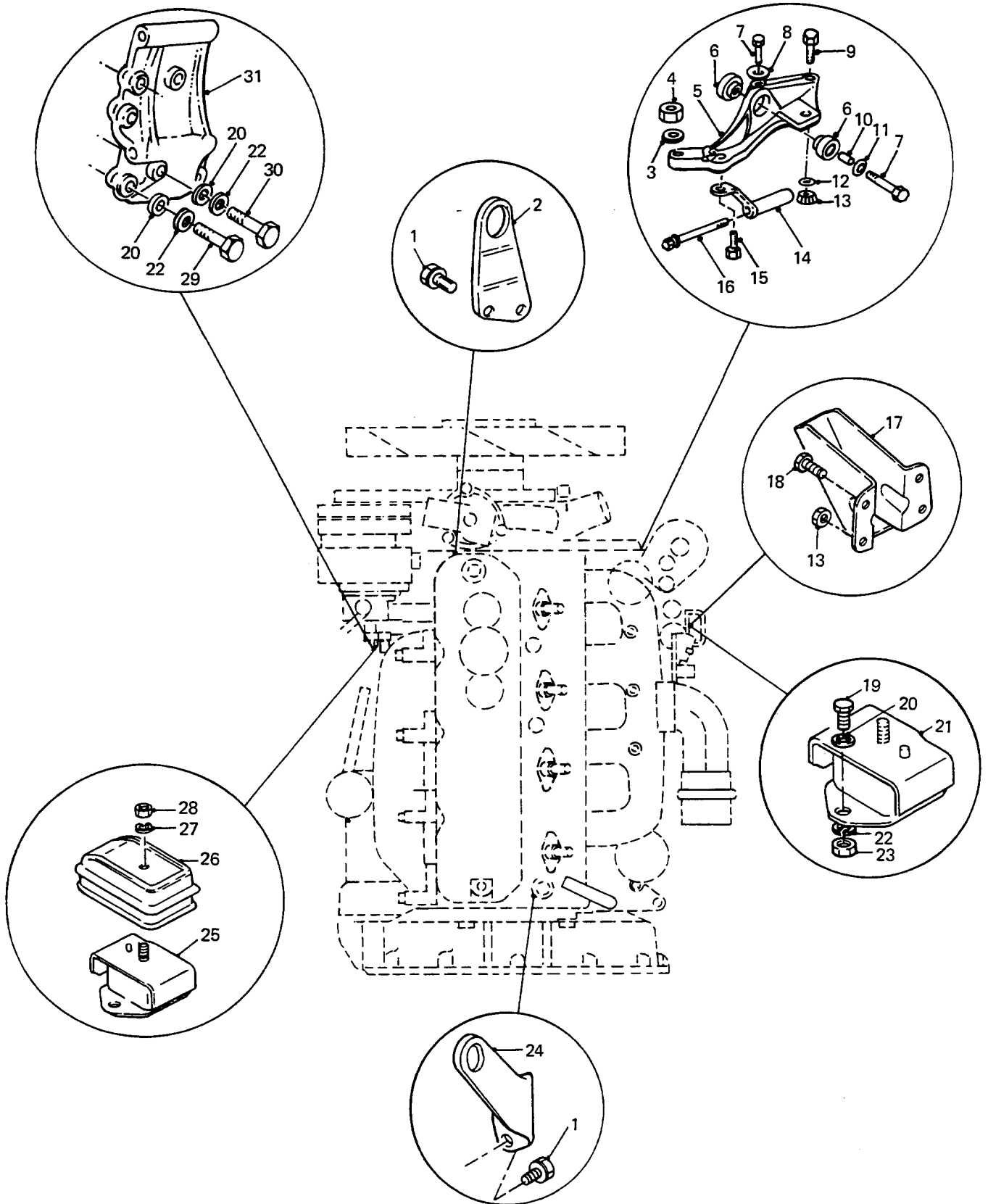


ENGINE OIL PAN, GASKET AND DIPSTICK

GROUP **AEB**
TITLE **ENGINE OIL PAN, GASKET AND DIPSTICK**

ITEM NO	DESIGNATION	NSN MANUFACTURER CODE/PART NO SUPPLIER CODE/PART NO	NO OFF	U	E	L*
				O I	X P	M* H*
015	PIPE, METALLIC DIPSTICK GUIDE	4710 66-128-5291 Z5394/AYG449 Z5394/AYG449	1EA		X	LMH
016	BOLT, MACHINE ISO M, STEEL, HEX HD, 8 MM-1.25 MM THD, 14.5 MM THD LG, 20 MM LG O/A, 12 MM W A/F, 5.5 MM HD THK	5306 66-128-4402 S0226/0812081628 Z5394/0812081628	1EA		X	LMH
017	WASHER, FLAT STEEL, RD, 8 MM BOLT SIZE, 16 MM OD, 1.2 MM THK	5310 66-128-4427 S0226/9091605080 Z5394/9091605080	1EA		X	LMH
018	GAUGE ROD, LIQUID LEVEL ENGINE OIL	6680 66-128-5608 S0226/8943262030 Z5394/8943262030	1EA		X	LMH
019	STAY, TUBE.	S0226/8943204370 Z5394/8943204370	1			

* GRADE OF REPAIR (LIGHT, MEDIUM OR HEAVY)

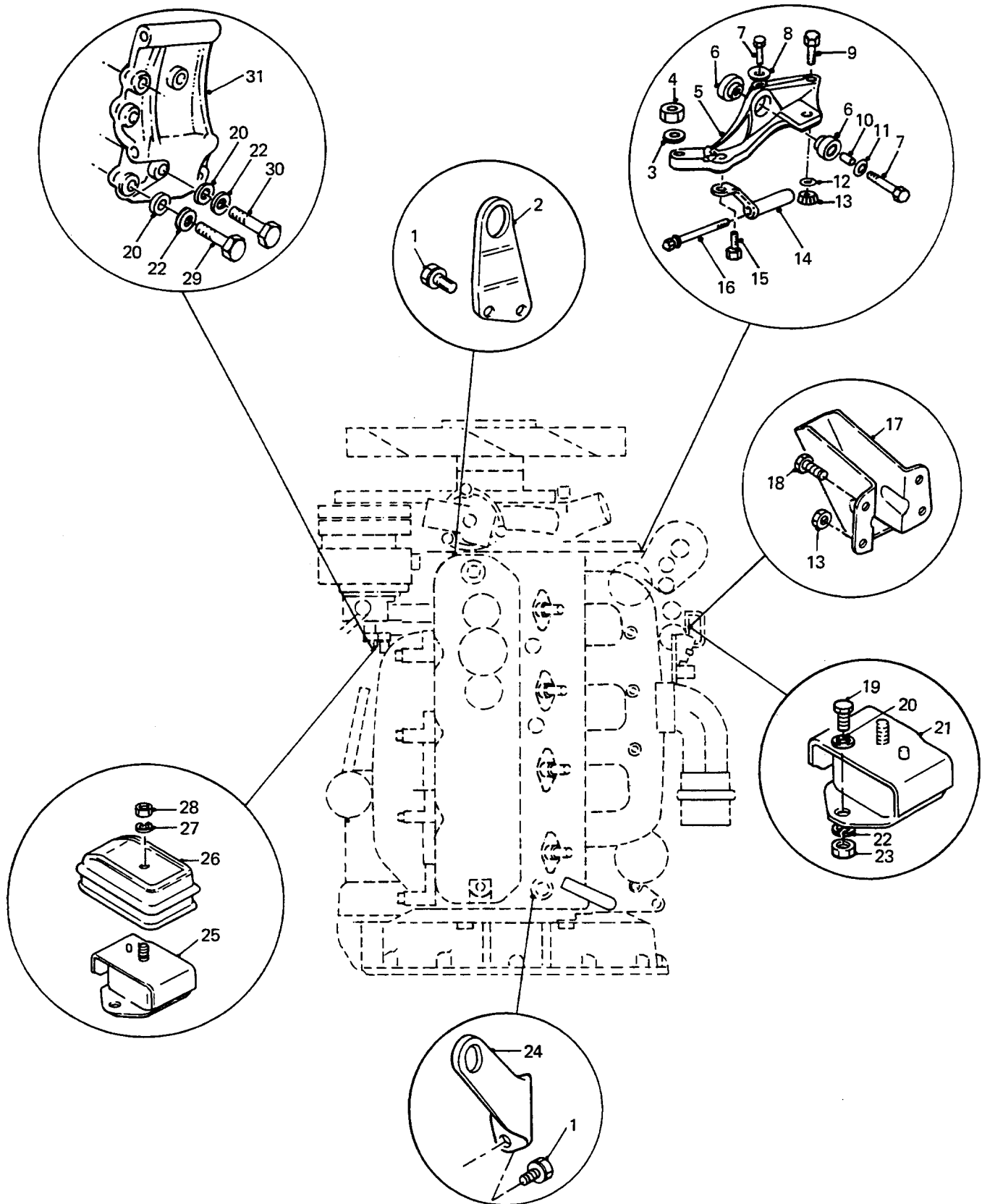


ENGINE MOUNTINGS AND LIFTING BRACKETS

GROUP AF
 TITLE ENGINE MOUNTINGS AND LIFTING BRACKETS

ITEM NO	DESIGNATION	NSN MANUFACTURER CODE/PART NO SUPPLIER CODE/PART NO	NO	U	E	L*
			OFF	O	X	M*
			I	P		H*
001	BOLT, MACHINE ISO M, STEEL, HEX HD, 10 MM-1.25 MM THD, 12.5 MM THD LG, 20 MM LG O/A, 14 MM W A/F, 7 MM HD H, C/W LOCK WASHER	5306 66-128-4438 S0226/9019110200 Z5394/9019110200	2EA		X	MH
002	BRACKET, ENGINE LIFTING, FRONT BRACKET, ENGINE LIFTING, FRONT	5340 66-128-5609 S0226/8943195580 Z5394/8943195580	1EA		X	MH
003	WASHER, STEEL, ZINC PLATED, 17 MM OD, 10 MM ID, 2 MM THK	/NIL /NIL	1			
004	NUT, 10 MM DIA, 1.25 MM PITCH	/NIL /NIL	1			
005	BRACKET, MOUNTING CAST STEEL, MANIFOLD, FRONT	5340 66-128-5610 S0226/8941298800 Z5394/8941298800	1EA		X	MH
006	BUSHING, RUBBER END FLANGE, SINGLE HOLE	5365 66-128-5572 S0226/8942556431 Z5394/8942556431	2EA		X	LMH
007	BOLT, MACHINE ISO M, STEEL, HEX HD, 8 MM-1.25 MM THD, 34.5 MM THD LG, 40 MM LG O/A, 12 MM W A/F, 5.5 MM HD THK	5306 66-128-4401 S0226/9019108400 Z5394/9019108400	1EA		X	LMH
008	WASHER, FLAT STEEL, 10 MM ID, 17 MM OD, 2 MM THK	5310 66-128-5631 S0226/8942569790 Z5394/8942569790	1EA		X	LMH
009	BOLT, ASSEMBLED WASHER STEEL, 10 MM DIA, 1.25 MM PITCH, 32 MM LG, 14 MM A/F, CAPTIVE SPRING WASHER	5306 66-128-5632 S0226/9019110320 Z5394/9019110320	1EA		X	LMH
010	SPACER, SLEEVE 12 MM OD, 9 MM ID, 20 MM LG, STEEL, ZINC PLATED	5365 66-128-5633 S0226/8942556421 Z5394/8942556421	1EA		X	LMH
011	WASHER, FLAT STEEL, RD, 8 MM BOLT SIZE, 28.6 MM OD	5310 66-128-5573 S0226/8941558840 Z5394/8941558840	1EA		X	LMH
012	WASHER, LOCK STEEL, SPLIT HELICAL-RIGHT HAND, 10.5 MM ID, 18.0 MM OD, 2.0 MM THK	5310 66-128-4424 S0226/9091505100 Z5394/9091505100	1EA		X	LMH

* GRADE OF REPAIR (LIGHT, MEDIUM OR HEAVY)

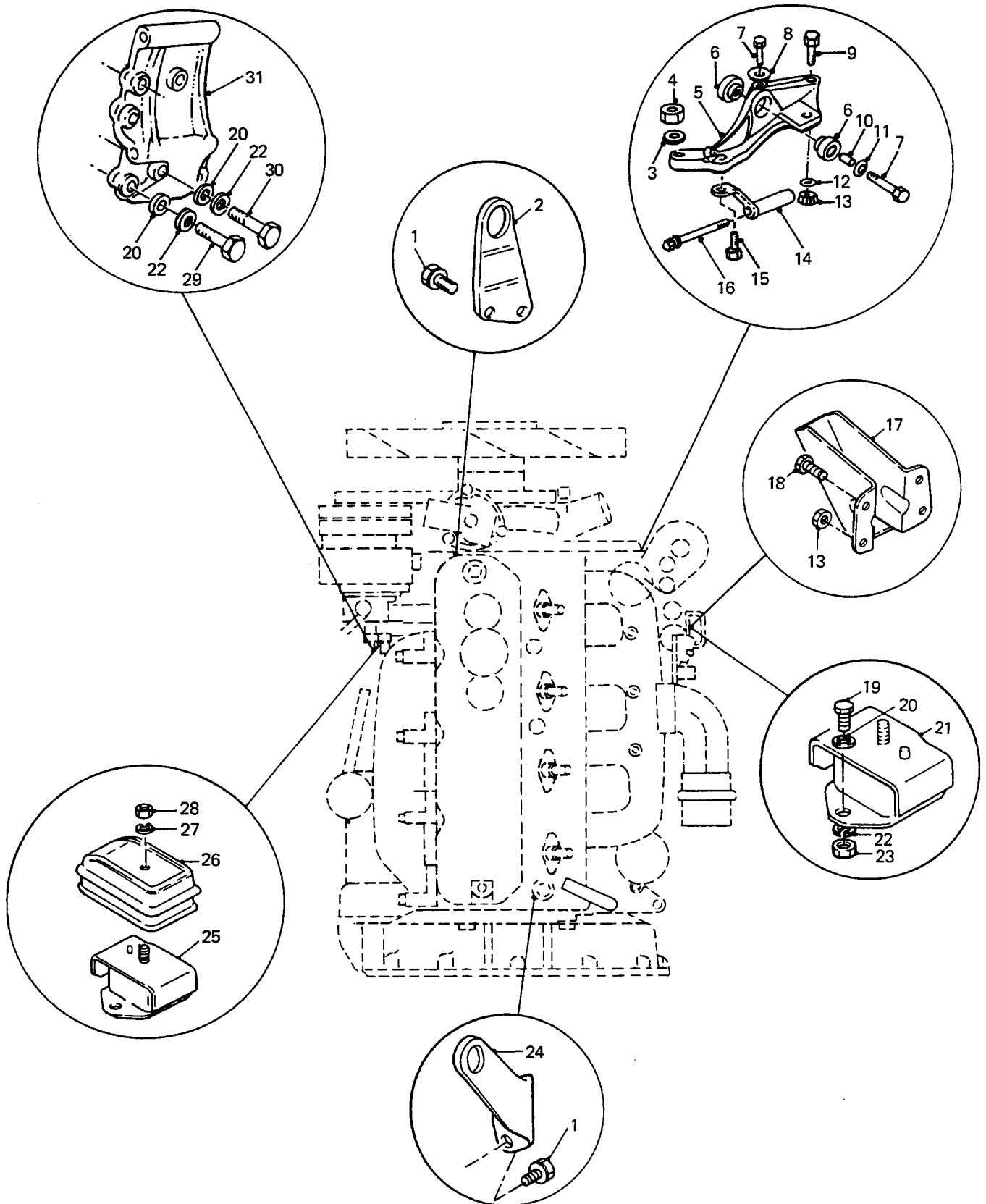


ENGINE MOUNTINGS AND LIFTING BRACKETS

GROUP AF
 TITLE ENGINE MOUNTINGS AND LIFTING BRACKETS

ITEM NO	DESIGNATION	NSN MANUFACTURER CODE/PART NO SUPPLIER CODE/PART NO	NO	U	E	L*
			OFF	O	X	M*
			I	P		H*
013	NUT, PLAIN, HEXAGON ISO METRIC, STEEL, 10 MM	5310 66-128-4520 S0226/9091105100 Z5394/9091105100	2EA		X	LMH
014	STAY, BRACKET TO HEAD STEEL, LOCATED BETWEEN FRONT MANIFOLD BRACKET AND CYL/HEAD.	5340 66-128-5635 S0226/5141190240 Z5394/5141190240	1EA		X	LMH
015	BOLT, MACHINE ISO METRIC, STEEL, HEX HD, 8 MM BY 16 MM LG, W/WASHER	5306 66-128-4959 S0226/0500408160 Z5394/0500408160	1EA		X	LMH
016	BOLT, ASSEMBLED WASHER 10 MM DIA, 1.25 MMPITCH, 80 MM LG, CAPTIVE, SPRING WASHER, HIGH CARBON STEEL	5306 66-128-5636 S0226/5090300410 Z5394/5090300410	1EA		X	LMH
017	BRACKET, ENGINE MOUNT FRONT, RIGHT HAND	2510 66-128-5038 S0226/9117712470 Z5394/9117712470	1EA		X	LMH
018	BOLT, MACHINE 10 MM DIA, 25 MM LG	5306 66-128-5637 S0226/8943134650 Z5394/8943134650	7EA		X	LMH
019	BOLT, MACHINE, ISOMETRIC, 6G, STEEL, HEX HD, ZINC PLATED, 10 MM, 1.50 MM PITCH, 25 MM LG	5306 99-122-4910 U1030/SH110251 Z5394/SH110251	4EA		X	LMH
020	WASHER, FLAT 10.5 MM ID, 21 MM OD, 2 MM THK, RD, STEEL, ZINC PLATED	5310 99-122-6476 U1030/WA110061 Z5394/WA110061	11EA		X	LMH
021	MOUNT, RESILIENT, GENERAL PURPOSE R/H	5340 66-128-4262 S0226/5532150310 Z5394/5532150310	1EA		X	LMH
022	WASHER, LOCK SPRING, STEEL, SINGLE TURN, ZINC PLATED, 10 MM ID, 15.90 MM OD, 2.50 MM THK	5310 99-138-9228 U1030/WL110001L Z5394/WL110001L	11EA		X	LMH
023	NUT, PLAIN, HEXAGON ISOMETRIC, 6H, STEEL, ZINC PLATED AND CHROMATED, 10 MM DIA, 17 MM W A/F, 8 MM H O/A, CSK BOTH FACES	5310 99-122-5297 U1030/FN110041 Z5394/FN110041	4EA		X	LMH
024	BRACKET, ANGLE ENGINE ACCESSORY, REAR LIFTING	5340 66-128-5638 S0226/8942556441 Z5394/8942556441	1EA		X	MH

* GRADE OF REPAIR (LIGHT, MEDIUM OR HEAVY)



ENGINE MOUNTINGS AND LIFTING BRACKETS

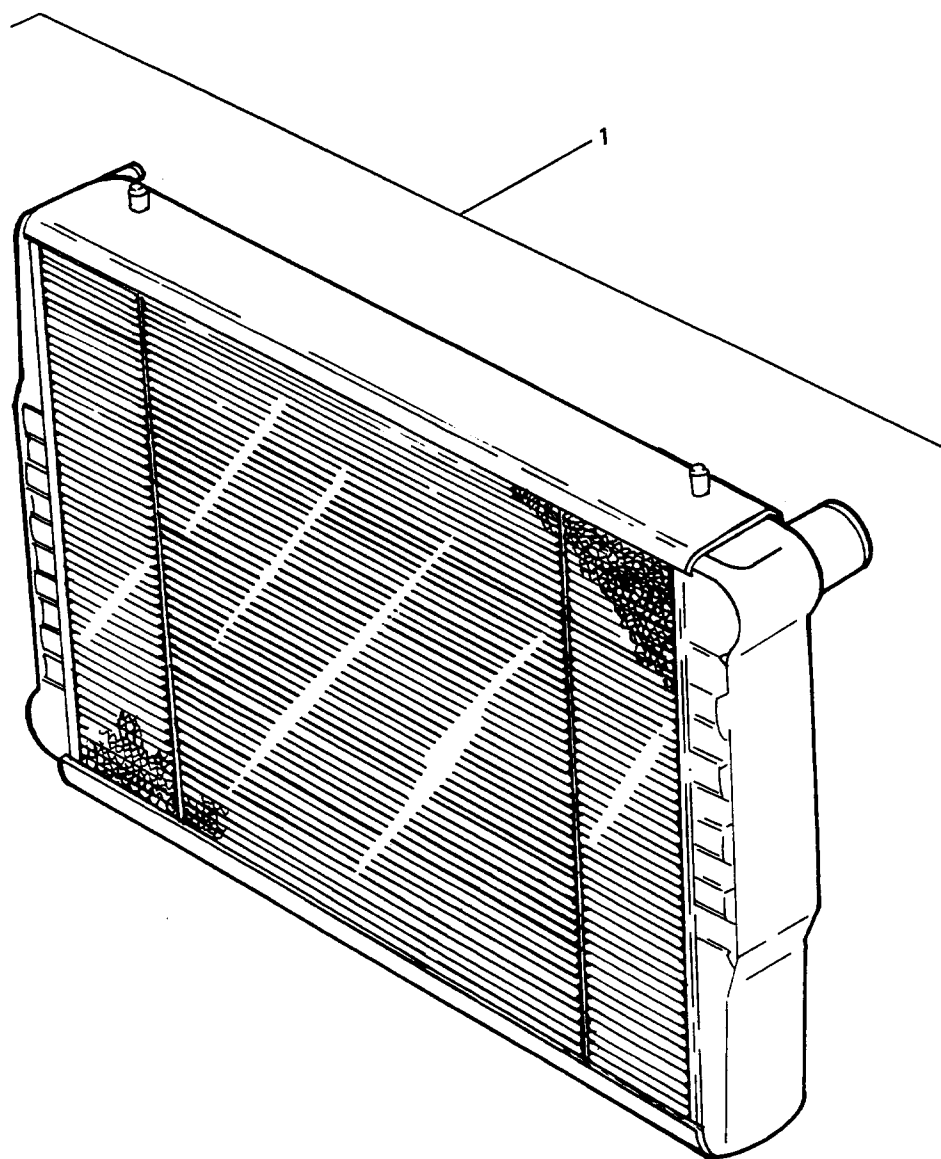
GROUP AF
TITLE ENGINE MOUNTINGS AND LIFTING BRACKETS

ITEM NO	DESIGNATION	NSN MANUFACTURER CODE/PART NO SUPPLIER CODE/PART NO	NO	U	E	L*
			OFF	O	X	M*
			I	P	H	H*
025	MOUNT, RESILIENT, GENERAL PURPOSE, LH	5340 66-128-4263 S0226/5532150320 Z5394/5532150320	1EA		X	LMH
026	COVER	5340 66-128-5011 S0226/9532196020 Z5394/9532196020	1EA		X	LMH
027	WASHER, LOCK STEEL, SPLIT HELICAL-RIGHT HAND, 12.2 MM ID, 21.5 MM OD, 4.0 MM THK	5310 66-128-4435 S0226/9091506120 Z5394/9091506120	2EA		X	LMH
028	NUT, PLAIN, HEXAGON ISO M, STEEL, CAD PLATED, 12 MM-1.25 THD, 17 MM W A/F, 10 MM THK	5310 66-128-4375 S0226/9991105120 Z5394/9991105120	2EA		X	LMH
029	SCREW, HEXAGON HEAD ISO METRIC, STEEL, ZINC COATED, 10 MM BY 30 MM LG	5305 66-128-5289 U1030/SH210301 Z5394/SH210301	6EA		X	LMH
030	BOLT, MACHINE ISO METRIC, STEEL, HEX HD, ZINC PLATED, 10 MM BY 15 MM LG	5306 66-128-5313 Z5394/BH210111 Z5394/BH210111	1EA		X	LMH
031	BRACKET, ENGINE MOUNT LH SIDE, STEEL	2510 66-128-5314 Z5394/AYG464 Z5394/AYG464	1EA		X	LMH

* GRADE OF REPAIR (LIGHT, MEDIUM OR HEAVY)

GROUP BA

02185

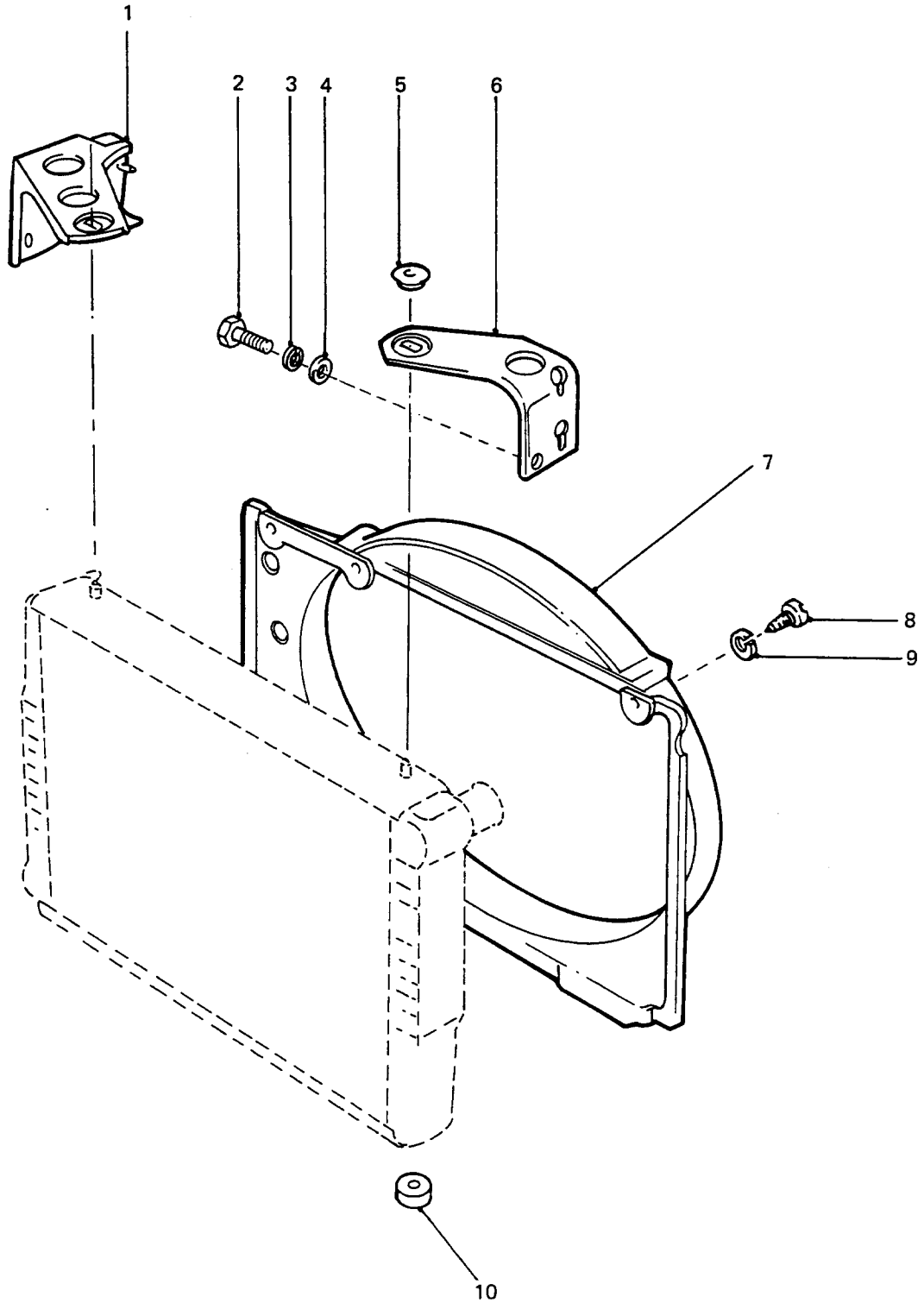


RADIATOR ASSEMBLY

GROUP BA
 TITLE RADIATOR ASSEMBLY

ITEM NO	DESIGNATION	NSN MANUFACTURER CODE/PART NO SUPPLIER CODE/PART NO	NO OFF	U O I	E X P	L* M* H*
001	RADIATOR, ENGINE COOLANT	2930 66-128-5639 Z5394/AYG2885 Z5394/AYG2885	1	AY	A	LMH

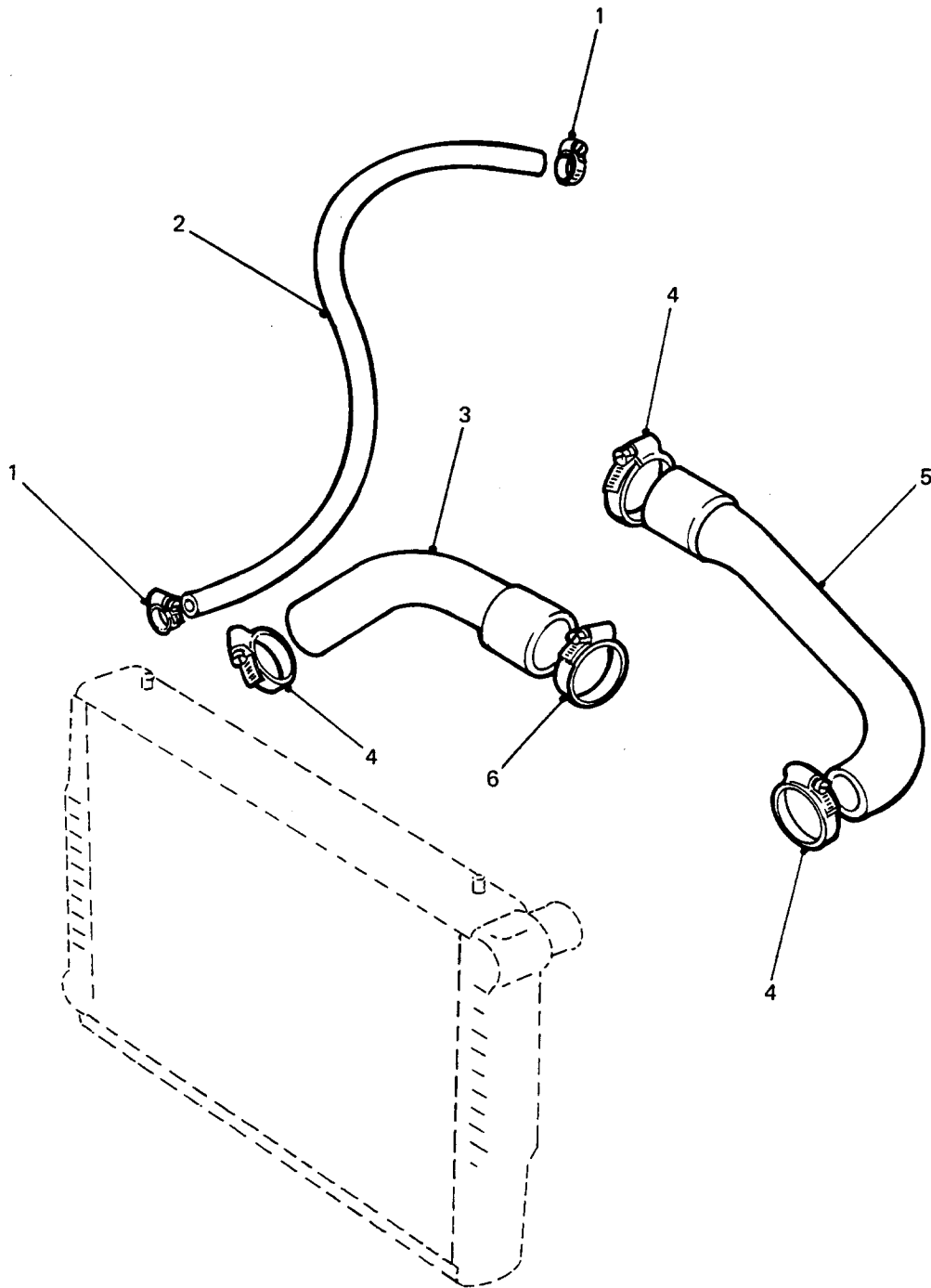
* GRADE OF REPAIR (LIGHT, MEDIUM OR HEAVY)



RADIATOR FITTINGS AND SHROUD

GROUP BAA
 TITLE RADIATOR FITTINGS AND SHROUD

ITEM NO	DESIGNATION	NSN MANUFACTURER CODE/PART NO SUPPLIER CODE/PART NO	NO	U	E	L*
			OFF	O	X	M*
			I	P		H*
001	BRACKET, ENGINE ACCESSORY STEEL, PLATED, RADIATOR AND BONNET PROP, UPPER RH	5342 66-128-5042 Z5394/HYG3211 Z5394/HYG3211	1EA		X	LMH
002	BOLT, MACHINE ISO M, STEEL, 6G THD CLASS, 6 MM THD DIA, 1 MM PITCH, 20 MM LG, ZINC PLATED	5306 99-663-5061 U1030/FS106201 Z5394/FS106201	6EA		X	LMH
003	WASHER, LOCK, SINGLE COIL, 6 MM ID	5310 99-208-6458 U1030/WL106001L Z5394/WL106001L	6EA		X	LMH
004	WASHER, FLAT ZINC PLATED	5310 99-122-3411 U1030/WC106041 Z5394/WC106041	6EA		X	LMH
005	GROMMET, RUBBER NONMETALLIC, UPPER RADIATOR	5325 99-721-3635 U1030/NRC5544 Z5394/NRC5544	2EA		X	LMH
006	BRACKET, ENGINE ACCESSORY STEEL, REINFORCED, PLATED, RADIATOR RETAINING, UPPER L/H	5342 66-144-6253 Z5394/HYG3690 Z5394/HYG3690	1EA		X	LMH
007	SHROUD, FAN, RADIATOR	2930 66-128-5640 Z5394/NTC1173 Z5394/NTC1173	1EA		X	LMH
008	SCREW, SHOULDER, SELF TAPPING STEEL,	5305 99-136-9510 U1030/562979 Z5394/R562979	4EA		X	LMH
009	WASHER, LOCK SPRING STEEL, DOUBLE COIL, CAD PLATED, 1/4 IN ID, 33/64 IN OD, 3/64 IN THK	5310 99-100-7824 U1030/WS600041 Z5394/WS600041	4EA		X	LMH
010	GROMMET, RADIATOR LOWER.	2930 99-825-6069 U1030/572312 Z5394/R572312	2EA		X	LMH

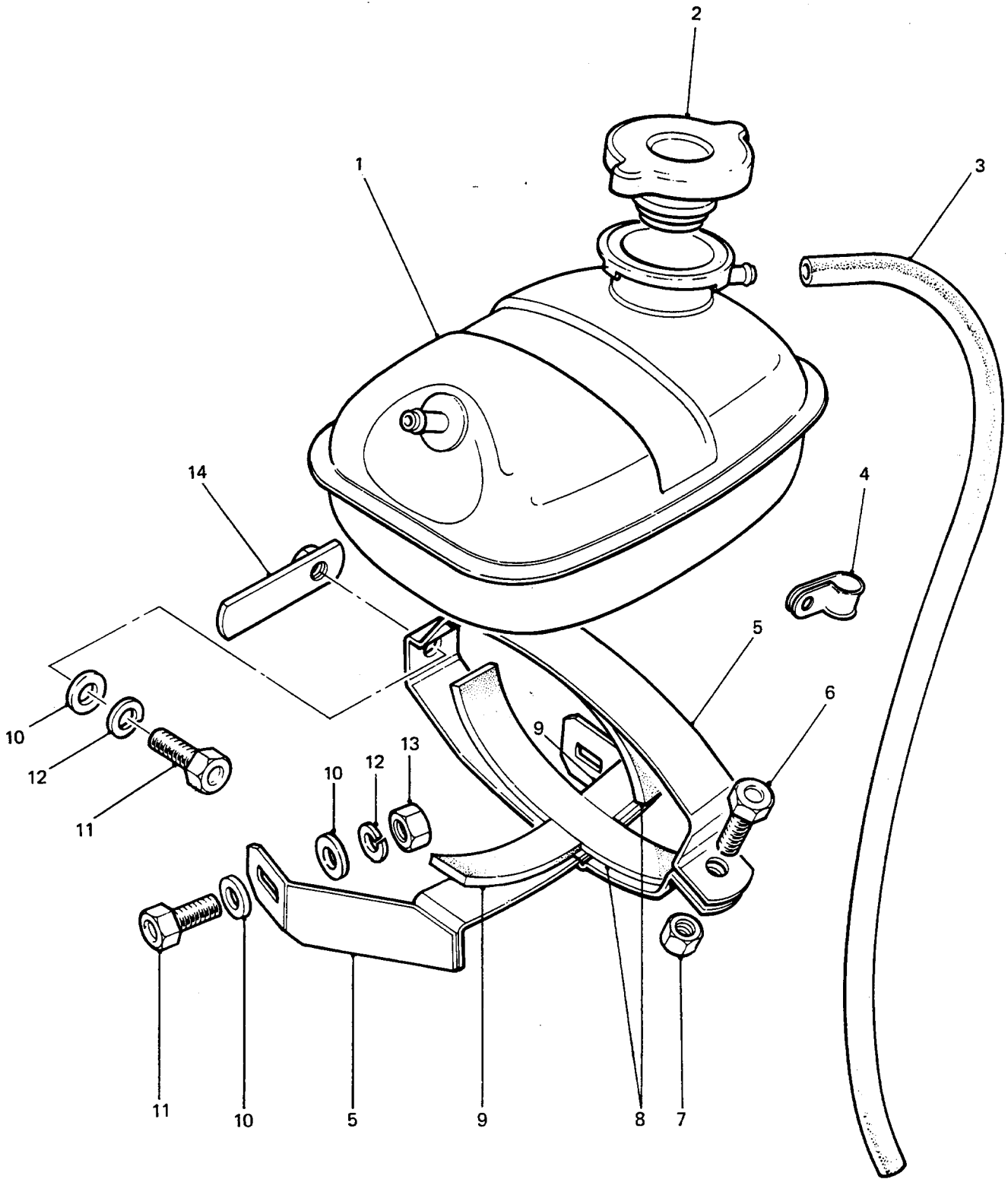


RADIATOR HOSES

GROUP BAB
 TITLE RADIATOR HOSES

ITEM NO	DESIGNATION	NSN MANUFACTURER CODE/PART NO SUPPLIER CODE/PART NO	NO	U	E	L*
			OFF	O	X	M*
			I	P		H*
001	CLAMP, HOSE STEEL, ZINC PLATED, BAND, 13.0 MM TO 19.0 MM ID RANGE, 11.0 MM O/A W	4730 66-012-6544 Z0220/H039 Z5394/CJ600124	2EA		X	LMH
002	HOSE, NONMETALLIC 14 MM OD, 6 MM ID BY 420 MM LG	4720 66-128-5009 U1030/NRC9726 Z5394/NRC9726	1EA		X	LMH
003	HOSE, PREFORMED SYNTHETIC RUBBER, FABRIC REINFORCED, 35 MM ID, 4.7 MM W/THK, 305 MM EF/LG	4720 66-128-4244 Z5394/AYG2953 Z5394/AYG2953	1EA		X	LMH
004	HOSE, CLIP WORM DRIVE, ZINC PLATED	2805 99-796-6121 U1030/CJ600304 Z5394/CJ600304	3EA		X	LMH
005	HOSE, PREFORMED SYNTHETIC RUBBER, 35 MM ID, 4.7 MM WALL THK, 356.MM O/A LG	4720 66-128-4286 Z5394/AYG2463 Z5394/AYG2463	1EA		X	LMH
006	CLAMP, HOSE STEEL, ADJUSTABLE, ZINC COATED, WORM DRIVE W/SAFETY COLLAR, 1-3/4 IN TO 2-1/4 IN SIZE RANGE	4730 66-064-5962 Z0220/H042X Z5394/CJ600384	1EA		X	LMH

* GRADE OF REPAIR (LIGHT, MEDIUM OR HEAVY)

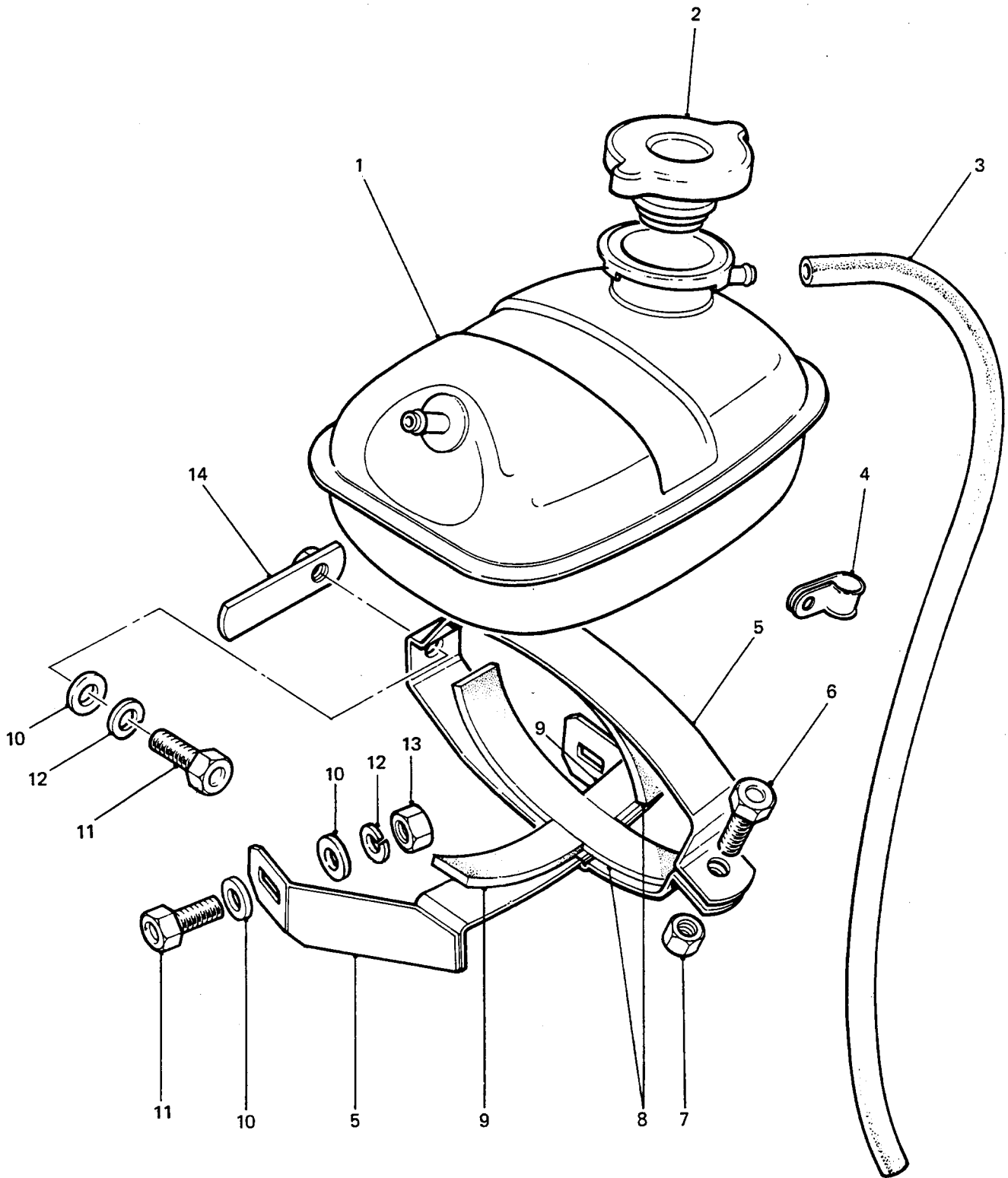


EXPANSION TANK ASSEMBLY AND CARRIER

GROUP BB
 TITLE EXPANSION TANK ASSEMBLY AND CARRIER

ITEM NO	DESIGNATION	NSN MANUFACTURER CODE/PART NO SUPPLIER CODE/PART NO	NO	U	E	L*
			OFF	O	X	M*
			I	P		H*
001	TANK, RADIATOR, OVERFLOW	2930 99-915-4310 U1030/ESR2734 Z5394/ESR2734	1	EA	X	LMH
002	CAP, FILLER OPENING RADIATOR EXPANSION TANK	2930 99-792-5808 U1030/565540 Z5394/R565540	1	EA	X	LMH
003	PIPE, PLASTICS, SEMI-	4710 99-829-4551 U1030/564724 Z5394/R564724	1	EA	X	LMH
004	CLIP, FULL 'P', 12 MM HOSE SIZE, ZINC PLATED	Z5394/AEU1448 Z5394/AEU1448	1			
005	CARRIER, EXPANSION TANK	Z5394/HYG1756 Z5394/HYG1756	1			
006	BOLT, MACHINE ISO M, STEEL, 6G THD CLASS, 6 MM THD DIA, 1 MM PITCH, 20 MM LG, ZINC PLATED	5306 99-663-5061 U1030/SH106201 Z5394/SH106201	1	EA	X	LMH
007	NUT, SELF-LOCKING, HEX, ISO METRIC STEEL, ZINC, 6 MM THD, 10 MM A/F, 7.5 MM O/A H	5310 66-144-6236 U1030/NY106047L Z5394/NY106047L	1	EA	X	LMH
008	STRIP, POLYURETHANE, 150 MM LG, 4 MM THK, 20 MM W	U1030/NRC5294 Z5394/NRC5294	2			
009	STRIP, POLYURETHANE, 65 MM LG, 4 MM THK, 20 MM W	U1030/NRC5295 Z5394/NRC5295	2			
010	WASHER, FLAT, LARGE OD, NORMAL THK, 6 MM ID, SHERADIZED	U1030/WC106047 Z5394/WC106047	5			
011	SCREW, HEXAGON HEAD ISO METRIC, STEEL, SHERADISED, 6 MM BY 20 MM LG	5305 66-128-5010 Z5394/SH106207 Z5394/SH106207	3	EA	X	LMH
012	WASHER, LOCK, STEEL, 6.10 MM ID, 9.70 MM OD, 1.50 MM THK	U1030/WL106001L Z5394/WL106001L	3			
013	NUT, HEXAGONAL, NORMAL, 6 MM ID, COARSE THREAD, STEEL, MEDIUM TENSILE, SHERADIZED	U1030/NH106047 Z5394/NH106047	2			

* GRADE OF REPAIR (LIGHT, MEDIUM OR HEAVY)




EXPANSION TANK ASSEMBLY AND CARRIER

GROUP BB
 TITLE EXPANSION TANK ASSEMBLY AND CARRIER

ITEM NO	DESIGNATION	NSN MANUFACTURER CODE/PART NO SUPPLIER CODE/PART NO	NO	U O I	E X P	L* M* H*
014	PLATE, NUT, 6 MM ID	U1030/NRC7133 Z5394/NRC7133	1			
901	STRIP, FOAM RUBBER, MEDIUM DENSITY, DARK GREY, 150 MM LG, 30 MM W, 5 MM THK, SELF ADHESIVE ONE SIDE (FITTED UNDER TOP PIECE OF BB 008)	U1030/MUC6123 Z5394/MUC6123	1			

* GRADE OF REPAIR (LIGHT, MEDIUM OR HEAVY)

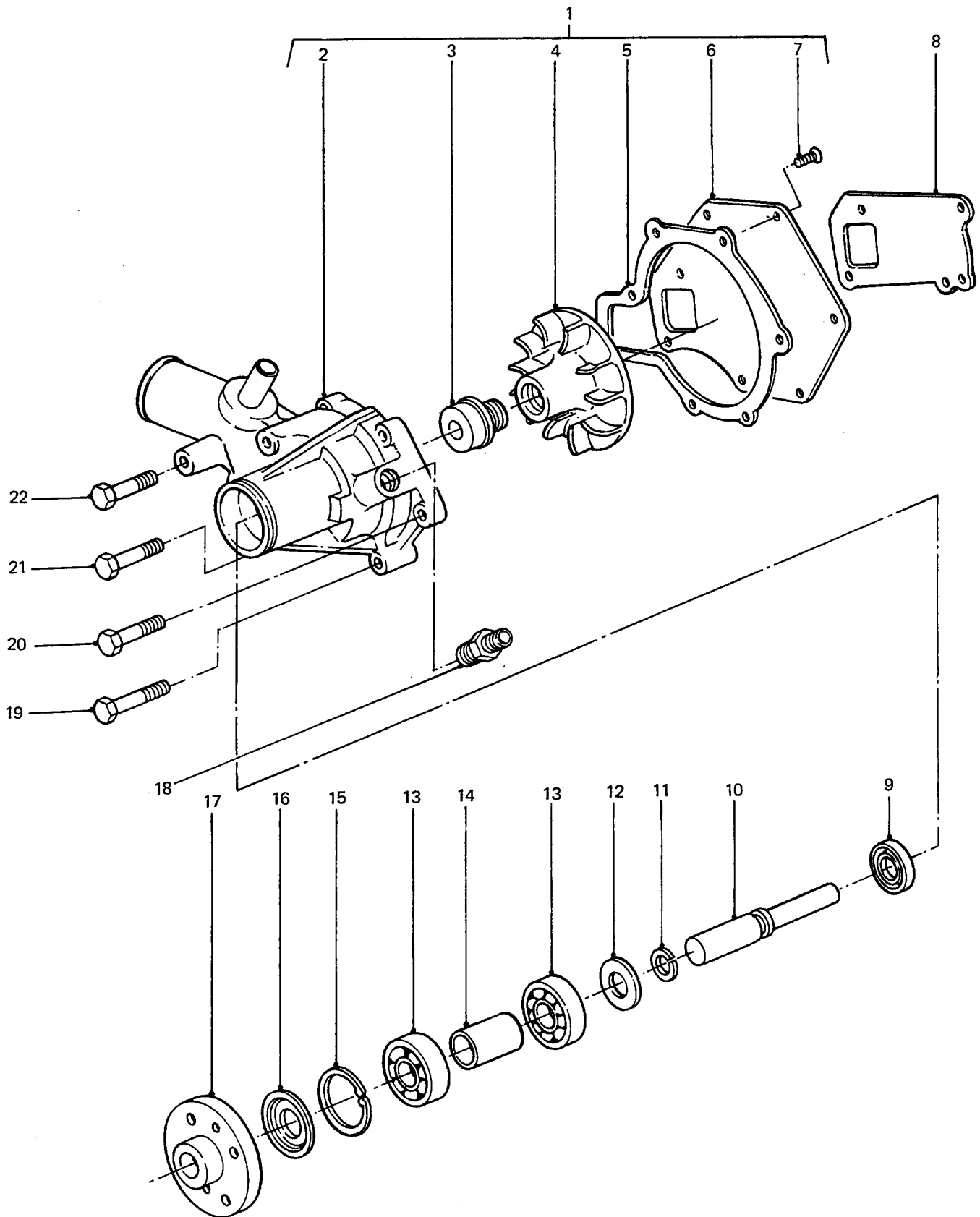


FAN AND DRIVE PULLEY/BELT

GROUP BC
 TITLE FAN AND DRIVE PULLEY/BELT

ITEM NO	DESIGNATION	NSN MANUFACTURER CODE/PART NO SUPPLIER CODE/PART NO	NO OFF	U	E	L*
				O I	X P	M* H*
001	IMPELLER, FAN, AXIAL RADIATOR COOLING, PLASTIC, 430 MM OD, FLUID COUPLING	2930 66-128-5641 S0226/8943326340 Z5394/8943326340	1EA		X	LMH
002	BELT, V FAN, RUBBERISED FABRIC, NOTCHED	3030 66-128-5238 11288/BX45 Z5394/AYG441	1EA		X	LMH
003	SPACER, FAN	S0226/5136420510 Z5394/5136420510	1			
004	PULLEY, GROOVE FAN	3020 66-128-5642 S0226/5136630570 Z5394/5136630570	1EA		X	LMH
005	BOLT, MACHINE ISO M, STEEL, HEX HD, 8 MM-1.25 MM THD, 29.5 MM THD LG, 35 MM LG O/A, 12 MM W A/F, 5.5 MM HD THK	5306 66-128-4399 S0226/9019108350 Z5394/9019108350	4EA		X	LMH

* GRADE OF REPAIR (LIGHT, MEDIUM OR HEAVY)



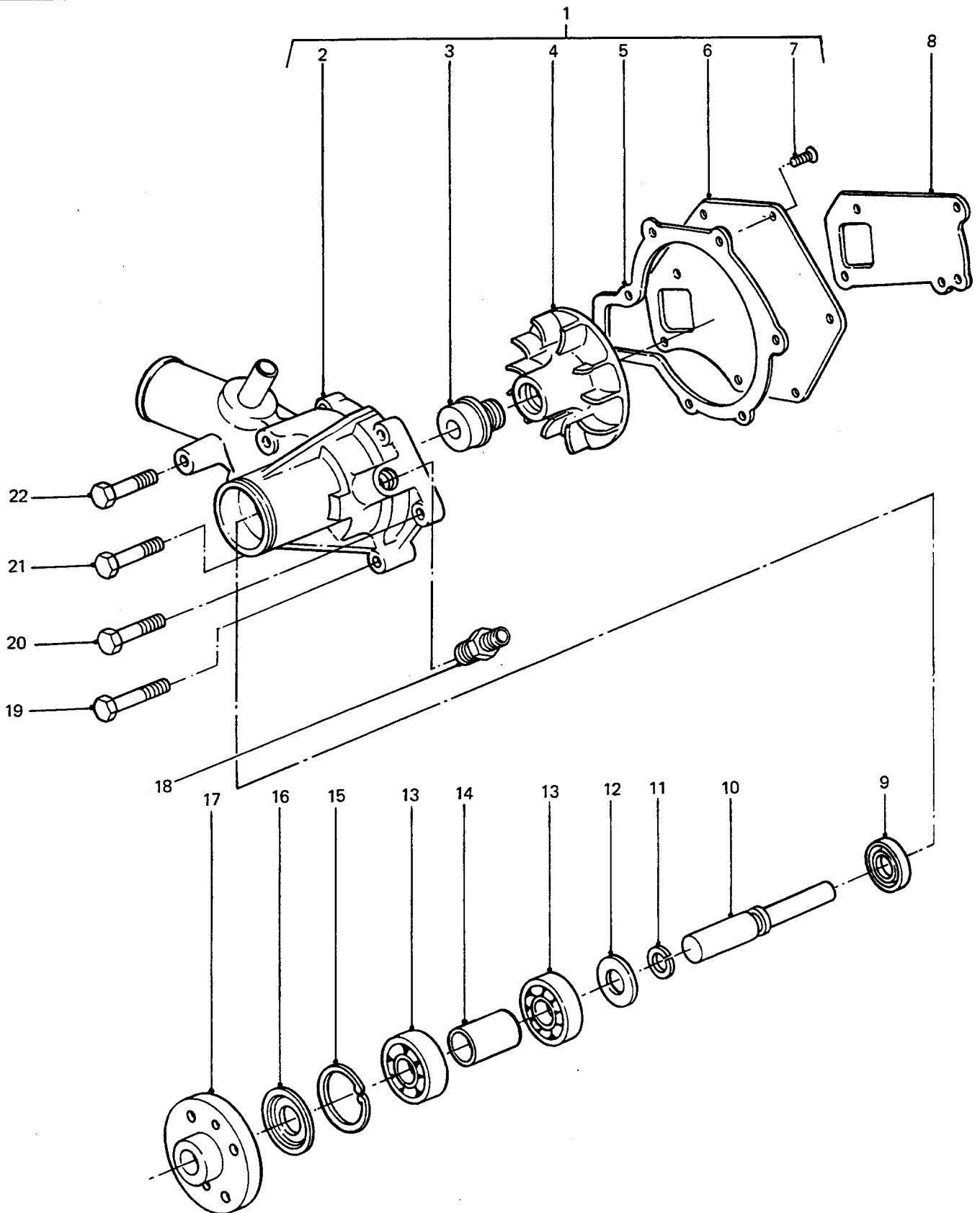
WATER PUMP ASSEMBLY

GROUP BD
 TITLE WATER PUMP ASSEMBLY

ITEM NO	DESIGNATION	NSN MANUFACTURER CODE/PART NO SUPPLIER CODE/PART NO	NO OFF	U I	E P	L* M* H*
001	PUMP, COOLING SYSTEM, ENGINE COMPLETE ASSEMBLY (INCLUDES BD 002 TO BD 007 AND BD 009 TO BD 017)	2930 66-128-5643 S0226/8970228590 Z5394/8970228590	1	A		LMH
002	HOUSING (USE BD 001)	/NIL /NIL	1			
003	SEAL (ALSO PART OF BD 901)	S0226/8944223260 Z5394/8944223260	1			
004	IMPELLER, CAST (ALSO PART OF BD 901)	S0226/5136210110 Z5394/5136210110	1			
005	GASKET PAPER, WATER PUMP (ALSO PART OF BD 901)	5330 66-128-4442 S0226/8944728780 Z5394/8944728780	1	EA	X	LMH
006	COVER, WATER PUMP STEEL, 8 HOLES, DRILLED AND COUNTERSUNK FOR MOUNTING	2910 66-128-4366 S0226/5136120100 Z5394/5136120100	1	EA	X	LMH
007	SCREW, MACHINE ISO M, STEEL, FLAT CSK HD, CROSS RECESS DRIVE, 8 MM-1.5 MM THD, 14 MM LG THD, 19 MM LG O/A, 15.5 MM HD DIA	5305 66-128-4443 S0226/9030908200 Z5394/9030908200	3	EA	X	LMH
008	GASKET (ALSO PART OF BD 901)	5330 66-128-4265 S0226/8943706610 Z5394/8943706610	1	EA	X	LMH
009	SEAL, SECONDARY (ALSO PART OF BD 901)	S0226/5096250780 Z5394/5093250780	1			
010	SHAFT (ALSO PART OF BD 901)	S0226/5136310130 Z5394/5136310130	1			
011	RING, SNAP, STEEL, 50 MM OD, 44 MM ID, 2 MM THK (ALSO PART OF BD 901)	S0226/9099521030 Z5394/9099521030	1			
012	WASHER (ALSO PART OF BD 901)	S0226/5095030990 Z5394/5095030990	1			
013	BEARING, BALL, ANNULAR WATER PUMP	3110 66-128-5688 S0226/5098000520 Z5394/5098000520	2	EA	X	MH

GROUP BD

02185

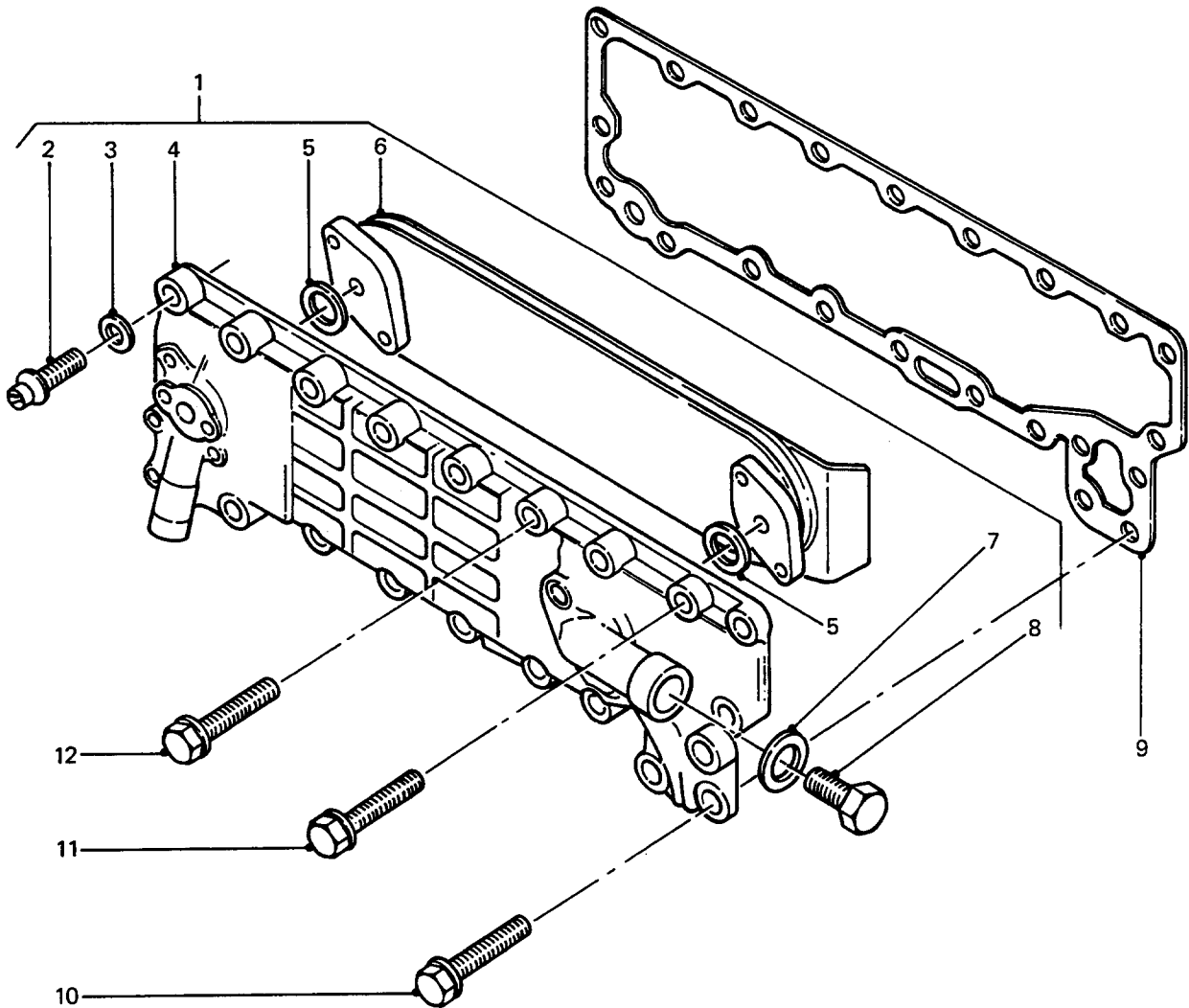


WATER PUMP ASSEMBLY

GROUP BD
 TITLE WATER PUMP ASSEMBLY

ITEM NO	DESIGNATION	NSN MANUFACTURER CODE/PART NO SUPPLIER CODE/PART NO	NO	U	E	L*
			OFF	O	X	M*
			I	P	H*	
014	SPACER, BEARING (ALSO PART OF BD 901)	S0226/5136420710 Z5394/5136420710	1			
015	RING, SNAP, SOFT STEEL, 21.5 MM OD, 15 MM ID, 4 MM THK (ALSO PART OF BD 901.)	S0226/9091801470 Z5394/9091801470	1			
016	BOOT, DUST AND MOISTURE SEAL WATER PUMP (ALSO PART OF BD 901)	5340 66-128-4445 S0226/5136390020 Z5394/5136390020	1EA		X	LMH
017	HUB, FAN	2930 66-128-5689 S0226/5136420761 Z5394/5136420761	1EA		X	LMH
018	ADAPTER, STRAIGHT, PIPE TO HOSE 3/8 IN PIPE THD, 49 MM LG O/A, 22 MM W A/F, U/W 18 MM HOSE	4730 66-128-4441 S0226/9099034971 Z5394/9099034971	1EA		X	LMH
019	BOLT, ASSEMBLED WASHER 10 MM DIA, 30 MM LG	5306 66-128-5532 S0226/9019710300 Z5394/9019710300	1EA		X	LMH
020	BOLT, MACHINE ISO M, STEEL, HEX HD, 10 MM-1.25 MM THD, 7 MM THD LG, 70 MM LG O/A	5306 66-128-4446 S0226/5090300101 Z5394/5090300101	2EA		X	LMH
021	BOLT, MACHINE ISO M, STEEL, HEX HD, 10 MM-1.25 MM THD, 7 MM THD LG, 50 MM LG O/A	5306 66-128-4477 S0226/5090000880 Z5394/5090000880	1EA		X	LMH
022	BOLT, ASSEMBLED WASHER STEEL, 10 MM DIA, 1.25 MM PITCH, 35 MM LG, CAPTIVE SPRING WASHER	5306 66-128-5690 S0226/9019110350 Z5394/9019110350	1EA		X	LMH
901	PARTS KIT, ENGINE WATER PUMP (INCLUDES BD 003 TO BD 005, BD 008 TO BD 012 AND BD 014 TO BD 016)	2930 66-128-5691 S0226/8943104770 Z5394/8943104770	1KT		X	LMH

* GRADE OF REPAIR (LIGHT, MEDIUM OR HEAVY)

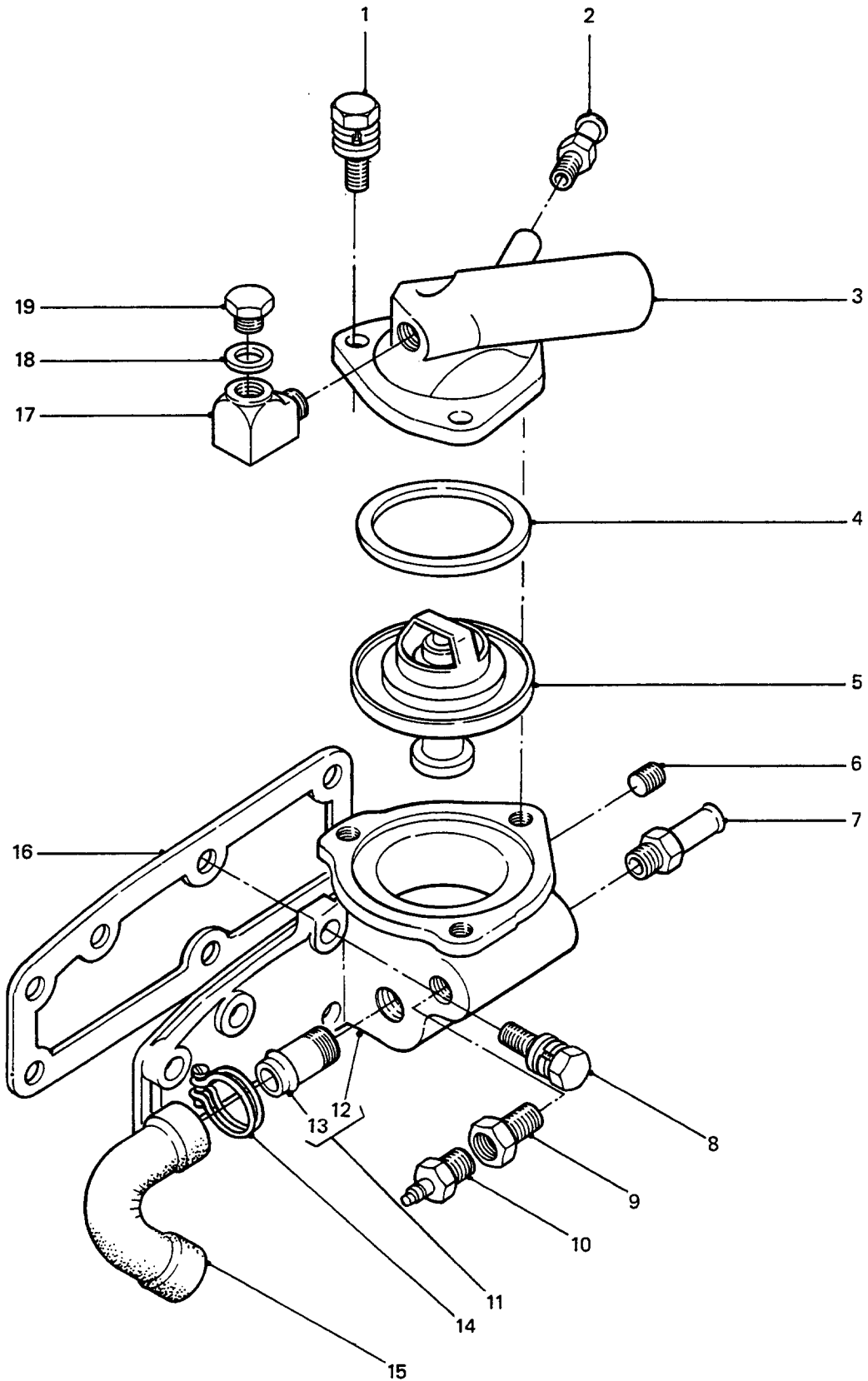


OIL COOLER AND FITTINGS

GROUP BE
TITLE OIL COOLER AND FITTINGS

ITEM NO	DESIGNATION	NSN MANUFACTURER CODE/PART NO SUPPLIER CODE/PART NO	NO	U	E	L*
			OFF	O	X	M*
			I	P	H	H*
001	COOLER ASSEMBLY, ENGINE OIL CONSISTS 1 CASE, 2 "O" RINGS, 1 ELEMENT, 1 PLUG, BOLTS (INCLUDES BE 002 TO BE 008)	2930 66-128-5692 S0226/8944383710 Z5394/8944383710	1AY		A	MH
002	SCREW, HEXAGON HEAD STEEL, 8 MM DIA, 1.25 MM PITCH (ALSO PART OF BE 001.)	5305 66-128-5693 S0226/5112890090 Z5394/5112890090	4EA		X	LMH
003	PACKING (ALSO PART OF BE 001)	S0226/1217290430 Z5394/1217290430	4			
004	HOUSING, OIL COOLER (ALSO PART OF BE 001)	2930 66-128-5694 S0226/8944383720 Z5394/8944383720	1EA		X	MH
005	PACKING, PREFORMED SYNTHETIC RUBBER, COOLER ELEMENT TO CASE (ALSO PART OF BE 001)	5330 66-128-4448 S0226/5112820110 Z5394/5112820110	2EA		X	MH
006	COOLER, LUBRICATING OIL, ENGINE (ALSO PART OF BE 001)	2930 66-128-5695 S0226/8941532540 Z5394/8941532540	1EA		A	MH
007	PACKING, PREFORMED OIL COOLER COVER PLUG (ALSO PART OF BE 001)	5330 66-128-5696 S0226/9095714200 Z5394/9095714200	1EA		X	LMH
008	PLUG, MACHINE THREAD (ALSO PART OF BE 001)	5365 66-128-5697 S0226/8944161700 Z5394/8944161700	1EA		X	MH
009	GASKET	5330 66-128-4264 S0226/8970196530 Z5394/8970196530	1EA		X	MH
010	BOLT, ASSEMBLED WASHER HIGH CARBON STEEL, 8MM DIA, 1.25 MM PITCH, 28 MM LG, OIL COOLER	5306 66-128-5698 S0226/9019108280 Z5394/9019108280	5EA		X	MH
011	BOLT, MACHINE ISO M, STEEL, HEX HD, 8 MM-1.25 MM THD, 26.5 MM LG THD, 12 MM W A/F, 5.5 M HD H	5306 66-128-4398 S0226/0500508320 Z5394/0500508320	6EA		X	MH
012	BOLT, MACHINE ISO M, STEEL, HEX HD, 8 MM-1.25 MM THD, 29.5 MM THD LG, 35 MM LG O/A, 12 MM W A/F, 5.5 MM HD THK	5306 66-128-4399 S0226/9019108350 Z5394/9019108350	9EA		X	MH

* GRADE OF REPAIR (LIGHT, MEDIUM OR HEAVY)

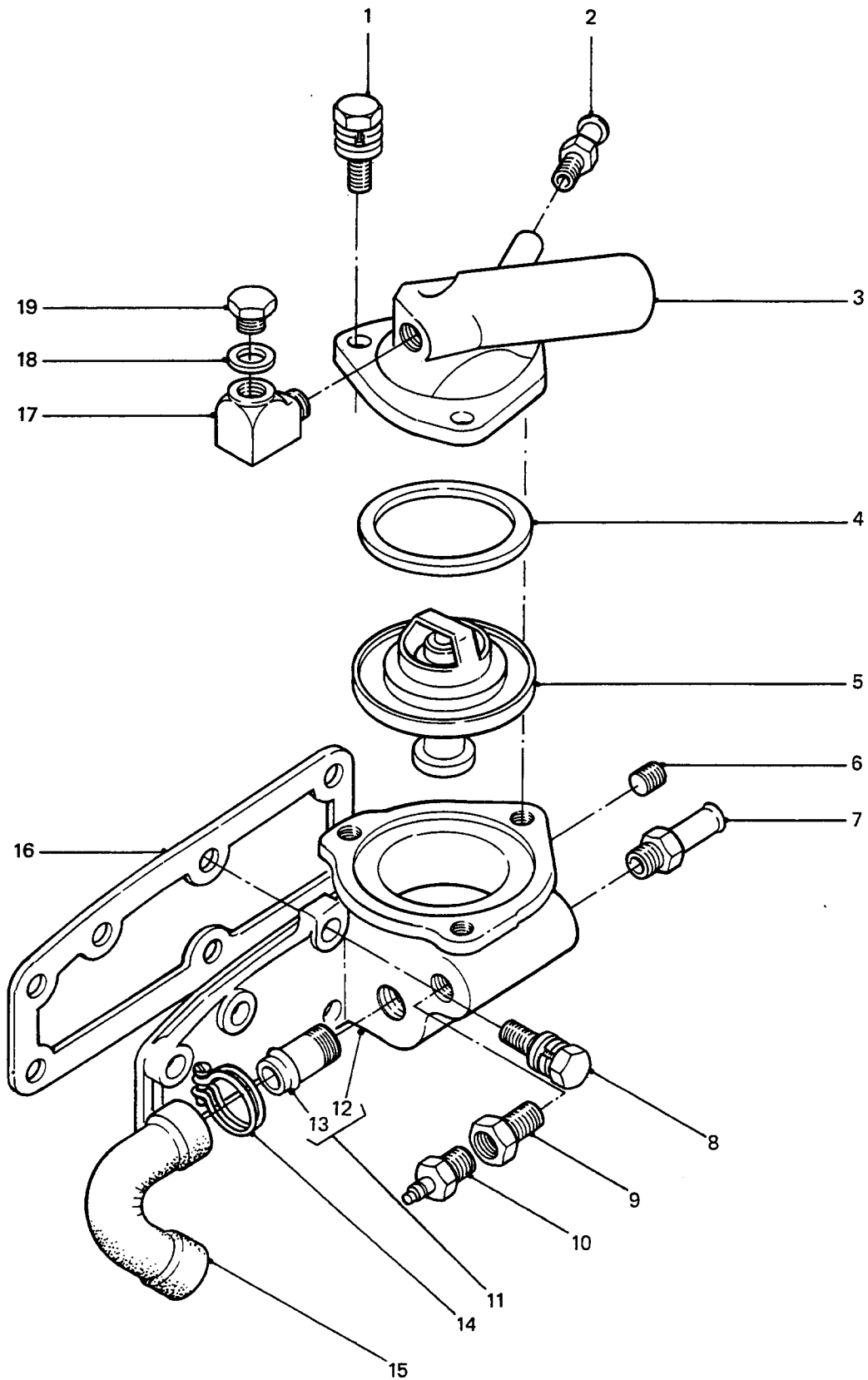


THERMOSTAT AND HOUSING ASSEMBLY

GROUP BF
TITLE THERMOSTAT AND HOUSING ASSEMBLY

ITEM NO	DESIGNATION	NSN MANUFACTURER CODE/PART NO SUPPLIER CODE/PART NO	NO	U	E	L*
			OFF	O	X	M*
			I	P	H	H*
001	BOLT, ASSEMBLED WASHER HEXAGON HEAD, MEDIUM TENSILE, ZINC PLATED, 8 MM DIA, 1.25 MM PITCH, 26 MM LG	5306 66-128-5566 Z5394/081208251E Z5394/081208251E	1EA		X	LMH
002	ADAPTER, STRAIGHT, PIPE TO HOSE	S0226/8943404000 Z5394/8943404000	1			
003	ELBOW, FLANGE TO HOSE, 90 DEG, ATTACHED THERMOSTAT HOUSING COVER, TRIANGULAR C/W 3 HOLES	4730 66-128-5699 S0226/8943274821 Z5394/8943274821	1EA		X	LMH
004	PACKING, PREFORMED SYNTHETIC RUBBER, U SECTION, 66 MM ID, 79.5 MM OD, 7 MM H	5330 66-128-4270 S0226/8941760310 Z5394/8941760310	1EA		X	LMH
005	THERMOSTAT, FLOW CONTROL	6685 66-128-5700 S0226/8944723310 Z5394/8944723310	1EA		X	LMH
006	PLUG, PIPE STEEL, PHOSPATED, 16 MM DIA, 1.5 MM PITCH, 10 MM LG, 8 MM HEXAGON HEAD	4730 01-269-2313 S0226/5096050050 Z5394/5096050050	2EA		X	LMH
007	ADAPTER, STRAIGHT, PIPE TO HOSE 3/8 IN PIPE THD, 49 MM LG O/A, 22 MM W A/F, U/W 18 MM HOSE	4730 66-128-4441 S0226/9099034971 Z5394/9099034971	1EA		X	LMH
008	BOLT, ASSEMBLED WASHER 10 MM DIA, 30 MM LG	5306 66-128-5532 S0226/9019710300 Z5394/9019710300	2EA		X	LMH
901	BOLT, ASSEMBLED WASHER STEEL, 10 MM DIA, 1.25 MM PITCH, 25 MM LG OVERALL, 15.5 MM THREAD LG, 14 MM A/F, CAPTIVE SPRING WASHER	5306 66-128-5702 S0226/9019710250 Z5394/9019710250	3EA		X	LMH
009	ADAPTER, STRAIGHT, PIPE TO BOSS BRASS, 1/8 IN NPTF INT	4730 66-128-4802 Z1315/320055 Z5394/AYG9617	1EA		X	LMH
010	TRANSMITTER, TEMPERATURE, ELECTRICAL RESISTANCE, 6 TO 12 V, TO SUIT ABOVE 120 DEGREES C, 1/8 IN TO 27 NPTF (REFER GROUP QM 010)	Z1315/320002 Z5394/AYG9603	1			

* GRADE OF REPAIR (LIGHT, MEDIUM OR HEAVY)

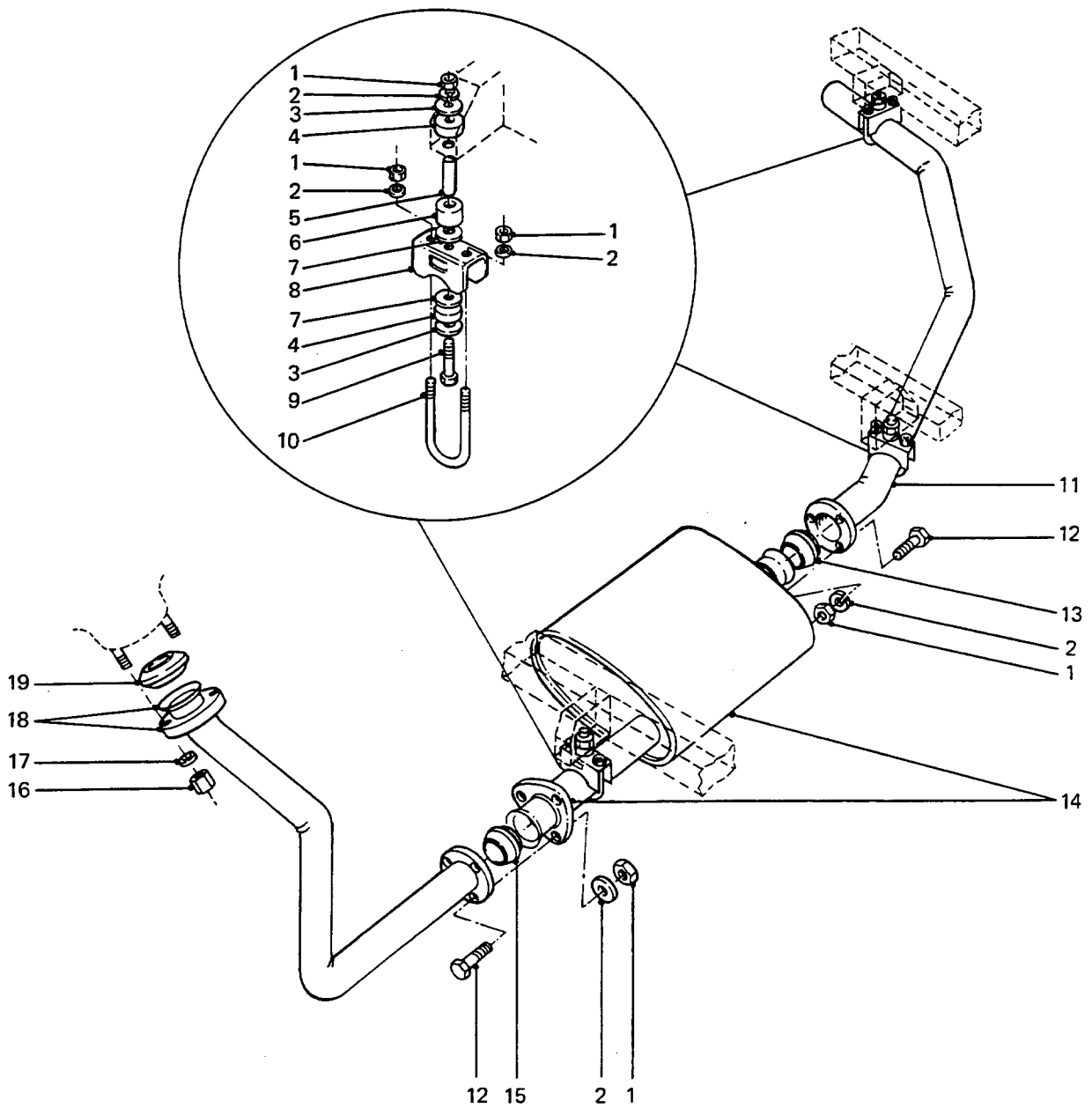


THERMOSTAT AND HOUSING ASSEMBLY

GROUP BF
TITLE THERMOSTAT AND HOUSING ASSEMBLY

ITEM NO	DESIGNATION	NSN MANUFACTURER CODE/PART NO SUPPLIER CODE/PART NO	NO	U	E	L*
			OFF	O	X	M*
			I	P	H*	
011	WATER OUTLET, ENGINE ALUMINIUM, MACHINED TO ACCEPT THERMOSTAT ADAPTORS FOR HOSES AND TEMPERATURE SENDER UNIT, BOLTS TO FRONT OF CYLINDER HEAD (INCLUDES BF 012 AND BF 013)	2930 66-128-5701 S0226/8944033141 Z5394/8944033141	1EA		X	LMH
012	BODY (USE BF 011)	/NIL /NIL	1			
013	ADAPTER, STRAIGHT, HOSE TO BOSS STEEL, CAD PLATED, BY-PASS HOSE ADAPTOR (ALSO PART OF BF 011)	4730 66-128-5703 S0226/8944814311 Z5394/8944814311	1EA		X	LMH
014	CLAMP, HOSE STEEL, 30.0 MM ID, BY-PASS HOSE CLIP	4730 66-128-5704 S0226/9099153151 Z5394/9099153151	2EA		X	LMH
015	HOSE, PREFORMED BY-PASS	4720 66-128-5705 S0226/8944794590 Z5394/8944794590	1EA		X	LMH
016	GASKET PAPER, THERMOSTAT HOUSING	5330 66-128-5728 S0226/8943210090 Z5394/8943210090	1EA		X	LMH
017	ELBOW, PIPE TO BOSS MALE BY FEMALE, 3/8 IN DIA THD, 19 TPI, TAPER	4730 66-128-5706 Z0559/25 Z5394/MYH3371	1EA		X	LMH
018	WASHER, FLAT RD, 17 MM ID, 22 MM OD, 3.5 MM THK	5310 66-128-4478 Z5394/MYH2898 Z5394/MYH2898	1EA		X	LMH
019	PLUG, PIPE BSP, STEEL, HEX HD 3/8 IN	4730 66-128-4455 Z5394/MYH2683 Z5394/MYH2683	1EA		X	LMH

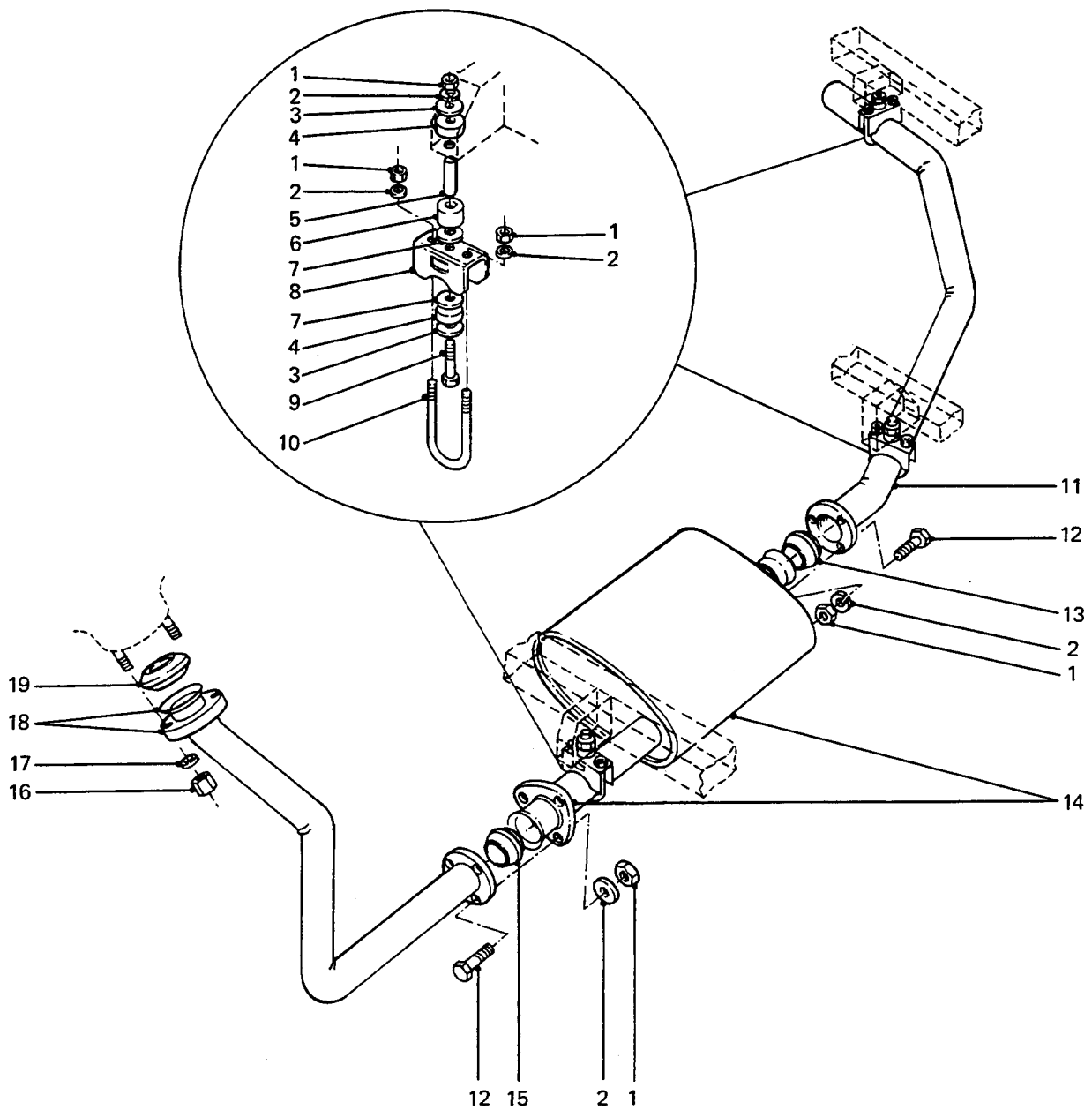
* GRADE OF REPAIR (LIGHT, MEDIUM OR HEAVY)



MUFFLER, PIPES AND MOUNTINGS

GROUP CA
 TITLE MUFFLER, PIPES AND MOUNTINGS

ITEM NO	DESIGNATION	NSN MANUFACTURER CODE/PART NO SUPPLIER CODE/PART NO	NO	U	E	L*
			OFF	O	X	M*
			I	P		H*
001	NUT, PLAIN, HEXAGON ISOMETRIC, 6H, STEEL, ZINC PLATED AND CHROMATED, 8 MM DIA, 13 MMW A/F, 5 MM H O/A, CSK BOTH FACES	5310 99-139-0313 U1030/NT108041 Z5394/NT108041	15EA		X	LMH
002	WASHER, LOCK SPRING, STEEL, SINGLE TURN, SQUARE SECTION, ZINC PLATED, 8 MM BOLT SIZE	5310 99-138-9227 U1030/WL108001L Z5394/WM108001L	15EA		X	LMH
003	WASHER, FLAT ISO, STEEL, RD, ZINC PLATED, 8 MM ID, 17 MM OD, 1.60 MM THK	5310 99-122-6475 U1030/WP105L Z5394/WP105L	6EA		X	LMH
004	BUSHING, NONMETALLIC SYNTHETIC, 15/32 IN DIA CENTRE HOLE, 5/8 IN DIA OF BODY, 1-1/32 IN O/A LG	5365 99-825-6084 U1030/572166 Z5394/R572166	6EA		X	LMH
005	SPACER, SLEEVE STEEL, CADMIUM PLATED, 12 MM OD BY 8.5 MM ID, 40 MM LG	5365 99-825-6087 U1030/592072 Z5394/R592072	3EA		X	LMH
006	BUSHING, NONMETALLIC SYNTHETIC, 21/32 IN DIA CENTRE HOLE, 1-1/4 IN DIA OF BODY, 1 IN LG	5365 99-825-6086 U1030/572167 Z5394/R572167	3EA		X	LMH
007	GASKET KLINGERITE, GASKETING MATERIAL, 32 MM OD, 16.5 MM ID, 1 MM THICK	5330 99-825-6085 U1030/572168 Z5394/R572168	6EA		X	LMH
008	PLATE, CLAMPING, EXHAUST PIPE PLATE, CLAMP, CADMIUM PLATED, STEEL	2990 99-721-3570 U1030/NRC7608 Z5394/NRC7608	3EA		X	LMH
009	SCREW, CAP, HEXAGON HEAD AGON HEAD, 8 MM BY 70 MMLONG, ZINC PLATED	5305 99-122-5259 U1030/BH108041 Z5394/BH108041	3EA		X	LMH
010	BOLT, U 8.0 MM BY 1.25 MM PITCH ISO M, THREAD 22.50 MM LG, 11537.0 MM INSIDE CENTRE OF BEND TO BOLT END, 54.75 MM INSIDE BETWEEN SHANKS, ZINC PLATED	5306 99-721-3571 U1030/NRC7609 Z5394/NRC7609	3EA		X	LMH
011	PIPE, EXHAUST STEEL TUBE, 51.0 MM OD, 1.6 MM W/THK	2990 66-128-5468 Z5394/AYG2894 Z5394/AYG2894	1EA		X	LMH
012	SCREW, CAP, HEXAGON HEAD HEX HEAD, 8 MM X 1.25 ISO M 45 MM LG, ZINC PLATED	5305 99-122-5255 U1030/BH108091 Z5394/BH108091	6EA		X	LMH



MUFFLER, PIPES AND MOUNTINGS

GROUP CA
 TITLE MUFFLER, PIPES AND MOUNTINGS

ITEM NO	DESIGNATION	NSN MANUFACTURER CODE/PART NO SUPPLIER CODE/PART NO	NO	U	E	L*
			OFF	O	X	M*
			I	P		H*
013	FERRULE, GROOVED CLAMP COUPLING STEEL, 56 MM DIA, 25 MM W, 1.5 MM THK	5340 66-128-4462 Z5394/NTC2731 Z5394/NTC2731	2EA		X	LMH
014	FRONT SILENCER	2990 99-725-6543 Z5394/AYG2908 Z5394/AYG2908	1EA		X	LMH
015	FERRULE, GROOVED CLAMP COUPLING STEEL, 67 MM DIA, 25 MM W, 1.5 MM THK	5340 66-128-4461 Z5394/NTC1030 Z5394/NTC1030	1EA		X	LMH
016	NUT, PLAIN, HEXAGON ISO METRIC, CRES, 10 MM, 14 MM A/F, 18 MM H	5310 66-128-4992 S0226/9096400140 Z5394/9096400140	3EA		X	LMH
017	WASHER, LOCK STEEL, SPLIT HELICAL-RIGHT HAND, 10.0 MM ID, 20.0 MM OD	5310 66-128-4417 S0226/5095000130 Z5394/5095000130	3EA		X	LMH
018	PIPE, EXHAUST FRONT, STEEL TUBE, 57.15 MM OD, 1.6 MM W/THK TO AS1450-ERW.170, ALUMINISED FINISH	2990 66-128-5790 Z5394/BYG2019 Z5394/BYG2019	1EA		X	LMH
019	SEALING RING, EXHAUST PIPE CAST IRON, 78 MM OD, 39.96 MM LG, 57.76 MM ID	2990 66-128-4261 S0226/5221190031 Z5394/5221190031	1EA		X	LMH